

West Kern Community College District Adopted 2020-2021 Annual Budget

Board of Trustees

Dawn Cole, President

Emmanuel Campos, Secretary

Billy White

Michael Long

Dr. Kathy Garner Orrin



Debra S. Daniels, Ed.D., Superintendent/President

WEST KERN COMMUNITY COLLEGE DISTRICT

29 Cougar Court

Taft, CA 93268

(661) 763-7700

www.taftcollege.edu

September 30, 2020

Board of Trustees,

I am pleased to submit to you and the residents of the West Kern Community College District (WKCCD), the attached budget document outlining the Fiscal Year 2020-21 Annual Budget. This report provides a projection of Taft College's financial operations for the current fiscal year.

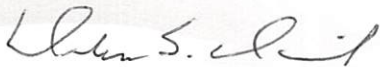
Taft College and California Community Colleges across the State continue to phase in the State mandated Student Centered Funding Formula that calculates our unrestricted general apportionment. Our FY 2020-21 unrestricted revenues have been estimated using this formula. The overall FY 2020-21 proposed budget plans for flat 0% growth/access academic levels. Also included are conservative projected allocations in categorical programs, including the Student Equity and Achievement Program, EOPS, CalWorks, and other programs, as well as contractual salary schedule alignment adjustments are assumed in the budget. Other programs, including Transition to Independent Living, Child Development Center, Bookstore, and Cafeteria, have made projections based on the latest revenue assumptions.

The proposed budget exceeds the State Unrestricted General Fund ending fund balance cash reserve guideline of 5%. The 2020-21 year end unrestricted reserve fund balance is projected to be approximately \$11.2 million or 38.33%. FY 2020-21 unrestricted expenditures are proposed to be \$29,333,459 with matching revenues for a balanced budget. The proposed FY 2020-21 restricted fund budget is balanced at \$9,565,275 while enterprise and special funds are budgeted at \$9,390,173 contributing to a total budget of \$48,288,907.

The statewide budget closes a \$54.3 billion deficit in 2020-21 caused by the COVID-19 Recession using multiple methods. The statewide general fund expenditures equal \$133.9 billion including a reserve of \$8.76 billion. The 2020 Budget Act takes a balanced approach to closing the \$54.3 billion deficit and included a \$8.8 billion draw down from the reserves. It also includes Proposition 98 funding of \$70.9 billion for 2021, which is more than \$10 billion below the minimum guarantee at the 2019 Budget Act. However, the budget offsets this loss in several ways and defers \$12.9 billion in payments into the next fiscal year. The ongoing costs of STRS, PERS, and OPEB obligations, as well as deferrals and revenue uncertainties in the COVID era will provide future challenges for the District.

As detailed in the Executive Summary, the State of California has adopted a final budget for FY 2020-21. The revenues presented rely on local, state, and federal funds, with unrestricted state funds being estimated based on the Chancellor's Office Statewide Student Centered Funding Formula. As always, faculty and staff remain committed to serving the Board, students, and the community.

Sincerely,



Debra S. Daniels, Ed.D.
Superintendent/President

**WEST KERN COMMUNITY COLLEGE DISTRICT
PROPOSED BUDGET 2020 / 2021**

Table of Contents

Executive Summary	1
Budgeted Sources of Funds	5
List of Funds Budgeted	9
General Fund Budget Summary	10
Superintendent / President Budget Summary	13
Instruction Budget Summary	15
Student Services Budget Summary	17
Administrative Services Budget Summary	19
Bookstore Budget Summary	21
Cafeteria Budget Summary	22
Child Development Center Budget Summary	23
Dormitories Budget Summary	24
Parking Budget Summary	25
Transition to Independent Living Budget Summary	26
Restricted Purpose Fund Budget Summary	27
Annual Budget by Organization Code	28

EXECUTIVE SUMMARY

2020-21 STATE FISCAL UPDATE & PROPOSED BUDGET ASSUMPTIONS

California State Budget Update and Forecast: The 2020-21 California State Budget was signed by the Governor June 30, 2020. The statewide general fund expenditures equal \$133.9 billion, with an operating deficit of \$8.76 billion. The Proposition 98 minimum guarantee is estimated to be \$70.9 billion in 2021, which is more than \$10 billion below the minimum guarantee at the 2019 Budget Act. Of the 2020-21 amount, \$45.1 billion is from the General Fund (counted in the expenditures above) and \$25.8 billion is from local property taxes. The budget outlook since the initial release of the Governor’s Budget on January 10 has deteriorated precipitously due to the COVID-19 pandemic and the ensuing recession. In January, the budget projected a \$5.6 billion surplus for 2020-21. However, the recession, combined with \$5.7 billion in new spending related to the state’s COVID-19 response, transformed the projected surplus to a \$54.3 billion deficit. To address the deficit at a state government level, the approved budget omits most new spending that is unrelated to the COVID-19 pandemic, reduces funding for several ongoing programs including universities, delays payments to schools and community colleges, and reduces employee compensation through collective bargaining agreements and furloughs. It also raises new revenue from temporary changes to corporate taxes and uses budget reserves and federal relief funds to mitigate reductions. The result is a decline in overall state General Fund spending of approximately 9% compared to 2019-20.

California Community College Budget Highlights:

- \$475 million Student Equity and Achievement Program
- \$248 million Strong Workforce Program
- \$159 million Student Success Completion Grant
- \$124 million Disabled Students Programs and Services (DSPS)
- \$116 million Extended Opportunity Programs and Services (EOPS)
- \$120 million COVID-19 Response Block Grant (one-time)
- Temporary reduction in STRS/PERS cost of approximately 2%

Apportionments and Payment Deferrals: The Budget Act continues implementation of the Student Centered Funding Formula (SCFF), but provides no enrollment growth funding or cost-of-living adjustment (COLA) for apportionments. It also continues the formula’s hold harmless provisions for two years, through 2023-24. Under this provision, districts will earn at least their 2017-18 total computational revenue, adjusted by COLA each year, in years without base reductions or deficits. The SCFF funding rates are adjusted by COLA, but because no COLA is provided in 2020-21, the 2019-20 rates will remain in place.

Despite a 9%, year-to-year reduction in California Community College (CCC) funding for 2020-21, the Budget Act does not reduce funding for most CCC programs. Instead, the budget defers apportionment payments to CCC into the next fiscal year. These deferrals provide immediate, one-time budgetary savings for the state, helping to balance the state budget. However, deferred payments have drawbacks in that they can cause cash flow problems at the district level, causing districts to deplete reserves and use short-term borrowing to meet ongoing obligations, and create ongoing out-year obligations at the program level that make future reductions more likely and profound.

State leaders hope to receive federal aid to rescind a portion of the deferrals, and they expect to eventually repay the deferrals in full. However, such funding is not assured, and the state has limited options for addressing these funding shifts absent federal aid. To afford previous deferral repayments, the state typically has rolled deferrals forward. This year's budget deal, for example, includes repayment of the 2019-20 CCC deferral in 2020-21, and a new and much larger deferral of 2020-21 payments into 2021-22. Undoing these deferrals in a future budget would require "doubling up" on payments in a fiscal year, which state leaders historically have found difficult to achieve.

Local Budget Highlights: The 2020-21 Budget is built with no growth factor for increase in FTES and with WESTEC generating between 300-400 FTES (as in FY 2019-20), which includes maintaining or increasing 2019-20 service levels campus wide. The total General fund budget represents \$38,898,733, of which \$29,333,459 is unrestricted funds and \$9,565,275 is restricted funds. The budget includes a contingency reserve of \$307,451 (1.05%), and funding of the total GASB 74/75 contribution of \$641,650.

Instruction: Overall course offerings are targeted toward flat enrollment of 2871, scheduled to facilitate students' course and program completion through strategic enrollment management efforts, Guided Pathways planning, and categorial funding including the Student Equity and Achievement Program. Enrollment targets are influenced by recruitment efforts including virtual Cougar Days, a social media presence, high school outreach, college in-reach, and virtual outreach participation at selected community events. The college continues to offer courses at WESTEC and one local correctional facility.

The majority of courses at the current time are being offered online, most with synchronous or asynchronous class meetings paired with course materials posted online. Classes deemed "hard to convert" to online delivery (e.g., Dental Hygiene, Welding, EMT, Science labs) are taught on campus with students and instructors using required personal protection equipment provided by the college. The Taft College Library remains open to serve students with curbside pickup of print materials needed for classes, as well as laptops and portable hotspots checked out for the semester to students with limited access to technology. Tutoring, Writing Lab, and Math Lab activities are held in a virtual format to meet student learning support needs, with tutoring hours expanded to evenings and weekends.

Student Services: Budget allocations continue to remain positive for categorical programs to support on-going student success. The Student Equity and Achievement Program provides consistent funding to Basic Skills, SSSP and Equity, and continued funding exists for the Student Success Completion Grant. Budgets have been built conservatively while awaiting specific allocations in a number of areas and reflect fiscal responsibility. Many Student Services areas are built with specific program requests through the program review process. Athletics will continue to rely on fundraising to bridge gaps for equipment and special needs. Community services and outreach will continue to work collaboratively with Financial Aid to maximize outreach efforts to current and potential students, and meet community needs.

Other support services: Business Services, Human Resources, Information Technology and Maintenance and Operations are projected to operate near FY 2019-20 levels with minimal travel, supplies and student workers. Costs increases in salaries, health benefits, insurance and necessary contracts contribute to increases in proposed costs.

Capital Projects: FY 2019-20 saw the close of the following projects: Gym Door Hardware Deferred Maintenance Project; WESTEC Roofing Phases 1 and 2; Soccer Field Maintenance; and Softball Field Fencing Repairs. We expect to complete work on the following projects in 2020-21: Wildcat Dorms HVAC Replacement and painting; Parking Lot Re-Seal/Re-Stripe; Sandy Creek Bridge Repairs; WESTEC Roofing Phase 3; the Student Center Project; and Solar Project.

COVID-19 Related Expenses:

WKCCD has dedicated approximately \$1.6 million of federal and state funding on a broad array of COVID-19 response efforts. These funds may be used to assist the District with costs associated with any significant changes required to ensure delivery of instruction during the COVID-19 pandemic. For example, the District has utilized these funds to help faculty convert classes from in-person to online instruction, including any associated technology and training costs. We have, and continue, to monitor the impact of COVID-19 on our students, and several immediate needs have been identified:

- Emergency funds for student basic needs, including food and housing;
- Student access to technology devices and internet connectivity; and
- Remote teaching and learning assistance for faculty & students to ensure students can progress on their pathways toward their goals.

State Mandate and Guidelines: The proposed budget exceeds the State unrestricted General Fund cash reserve guideline of 5%. Year end 2020-21 unrestricted reserve fund balance is projected to be approximately \$11.2 million or 38.33%. FY 2020-21 unrestricted expenditures are proposed to be \$29,333,459 with matching revenues for a balanced budget.

Conclusion: The State's budget was developed amid a global pandemic, subsequent economic recession, and future economic uncertainties. The State budget prioritizes California Community Colleges and attempts to maintain program levels. However, to accomplish this the budget relies heavily on deferrals and anticipated federal funding. The resulting local cashflow challenges can be met through reserves and short-term borrowing.

We have allocated funds from the State based upon the Student Centered Funding Formula and our other revenue streams. It is anticipated that we will have sufficient funding to meet all of our financial and academic obligations for FY 2020-21. The attached budget represents a responsible disbursement of anticipated funds received.

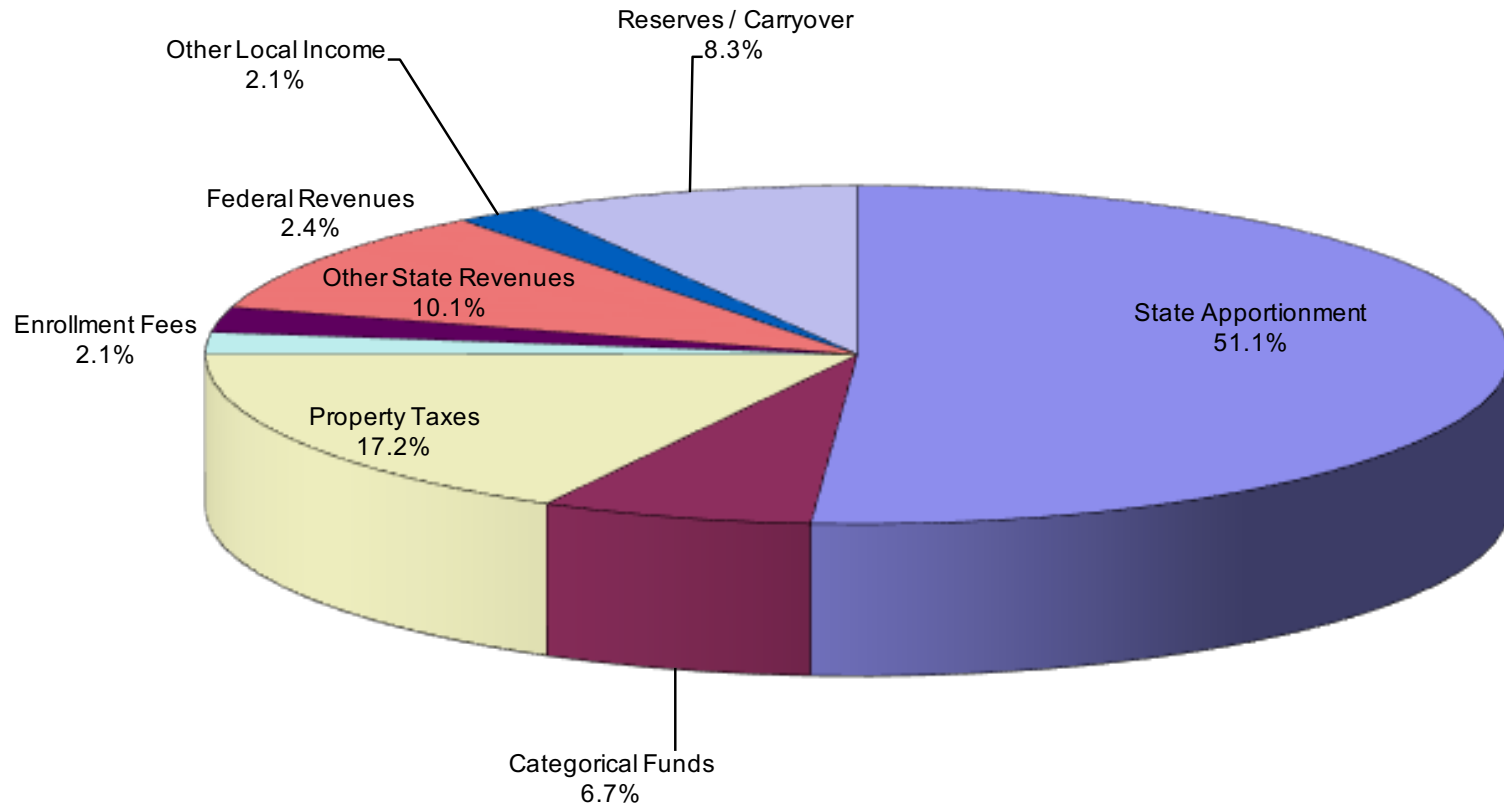
**West Kern Community College District
2020 / 2021 Budgeted Sources of Funds**

	2018 / 2019 Actuals		2019 / 2020 Estimated		2020 / 2021 Revenues		
	Unrestricted	Restricted	Unrestricted	Restricted	Unrestricted	Restricted	Total
Federal							
8199 TRIO Grant	-	193,282	-	178,347	-	-	-
8199 FEMA Disaster Relief	-	-	-	-	-	97,500	97,500
8199 COVID-19 CARES Act - Institutional	-	-	-	185,505	-	375,940	375,940
8199 COVID-19 CARES Act - Migrant Servicing Institution	-	-	-	43,733	-	32,150	32,150
8199 Coronavirus Relief Fund - CRF	-	-	-	46,672	-	95,510	95,510
8155 FSEOG	-	76,518	-	6,162	-	87,924	87,924
8156 FSEOG Admin Allowance	-	3,817	-	4,058	-	4,628	4,628
8157 Federal PELL Admin Allowance	-	7,935	-	-	-	8,000	8,000
8153 Federal Work Study	-	79,881	-	82,720	-	90,315	90,315
8151 FWS Admin Allowance	-	3,956	-	4,099	-	4,753	4,753
8171 Medical Admin Services (MAA)	-	-	-	-	-	29,060	29,060
8158 Perkins Funds	-	101,039	-	121,871	-	114,055	114,055
8190 Other Federal Revenues	-	-	-	-	-	-	-
Total Federal Revenues	-	466,428	-	673,167	-	939,835	939,835
State							
8612 Estimated State Apportionment	15,697,339	-	18,742,032	-	16,561,469	-	16,561,469
8616 Education Protection Account	2,751,455	-	1,471,368	-	3,178,186	-	3,178,186
8618 Full Time Faculty Allocation	125,708	-	125,708	-	153,262	-	153,262
8615 Fee Waiver Admin	-	47,909	-	48,111	-	50,545	50,545
8633 Part-Time Faculty Salaries	140,691	-	141,471	-	-	-	-
8622 EOPS	-	391,994	-	418,990	-	456,886	456,886
8623 DSPPS	-	268,799	-	257,547	-	285,806	285,806
8624 CARE	-	48,423	-	39,878	-	59,850	59,850
8625 SFA Administration	-	167,305	-	160,708	-	174,736	174,736
8644 Student Equity and Achievement Program	-	1,612,760	-	1,525,799	-	1,639,605	1,639,605
8699 Student Success Completion	-	712,171	-	701,758	-	722,811	722,811
8699 California College Promise	-	-	-	41,832	-	153,036	153,036
8628 Equal Employment Opportunity (Faculty & Staff Diversity)	-	16,053	-	18,579	-	50,000	50,000
8632 TANF	-	32,314	-	30,757	-	29,219	29,219
8627 Calworks	-	156,756	-	104,902	-	152,903	152,903
8634 Instructional Equipment & Library Materials	-	35,797	-	17,698	-	-	-
8654 Scheduled Maintenance & Repairs	-	35,798	-	17,698	-	-	-
8643 Adult Education Block Grant	-	806,350	-	832,637	-	832,637	832,637
8647 CTE Strong Workforce - Local	-	63,631	-	74,826	-	-	-
8647 CTE Strong Workforce - Regional	-	432,407	-	11,447	-	-	-
8658 CTE Transitions	-	38,572	-	46,195	-	43,885	43,885
8690 CalSTRS On-Behalf Payment Revenue (Pass-through)	696,738	-	925,695	-	925,695	-	925,695
8681 Lottery	215,506	202,522	448,302	169,042	315,000	137,769	452,769
8691 Mandated Costs	82,668	-	82,851	-	82,668	-	82,668
8691 Mandated Costs-One Time Funding	-	-	-	-	-	-	-
8690 Other State Revenues	-	208,500	-	6,207	-	-	-
8699 CVC-OEI Grant	-	2,879	-	55,853	-	-	-
8691 Institutional Effectiveness Partnership Grant	-	-	-	-	-	-	-
8699 Coronavirus Relief Fund - Prop 98	-	-	-	66	-	174,465	174,465
8699 Rural Technology Technical Assistance Fund	-	71,932	-	107,997	-	102,597	102,597
8699 Guidedpathways	-	72,627	-	97,240	-	50,091	50,091
8699 Hunger Free Campus	-	15,546	-	-	-	-	-
8699 Veteran Resource Center	-	14,549	-	1,399	-	17,699	17,699
8699 Mental Health Services Grant	-	23,592	-	9,681	-	-	-
8699 Financial Aid Technology Funds	-	49,601	-	46,954	-	47,292	47,292
8899 CCAP Implementation	-	44,110	-	23,587	-	50,000	50,000
8698 Indirect Administrative Costs	12,633	-	-	-	-	-	-
Total State Revenues	19,722,738	5,572,896	21,937,427	4,867,389	21,216,280	5,231,832	26,448,112

	2018 / 2019 Actuals		2019 / 2020 Estimated		2020 / 2021 Revenues		
	Unrestricted	Restricted	Unrestricted	Restricted	Unrestricted	Restricted	Total
Local							
8811 Estimated Property Tax	6,846,051	-	7,062,710	-	6,674,467	-	6,674,467
8839 Facility Rental							-
8839 CalWORKS Workstudy		77,583	-	105,440		73,125	73,125
8861 Interest Income	106,029	71,788	153,289	122,567	80,000	17,600	97,600
8874 Estimated Enrollment Fees	778,101	-	812,785	-	798,986	-	798,986
8876 Student Health Fees	62	-	40	-	100	-	100
8877 Instructional Materials Fee	-	-	-	-	-	-	-
8879 Transcripts	8,746	-	6,632	-	10,000	-	10,000
8887 ASO Sticker Revenue	61,365	-	67,260	-	75,000	-	75,000
8880 Non Resident Fees	234,073	-	182,747	-	199,665	-	199,665
8889 Other Student Fees	141,862	2,010	12,144	-	10,000	-	10,000
8889 Dental Hygiene Clinic Fees	-	25,695	-	29,915	-	31,818	31,818
8892 Misc. GED Fees	40,348	-	28,713	-	-	-	-
8892 Library Resource Fees	-	10,313	-	9,303	-	9,500	9,500
8892 Foundation Contribution	-	71,034	-	91,661	-	114,685	114,685
8892 Retiree Health Benefits	28,933	-	-	-	26,745	-	26,745
8892 Other Misc. Local Revenue	3,584	3,258	101,151	12,172	100,397	5,058	105,455
8898 Stale Dated Warrant Reissuance	72,576	-	23,938	-	50,000	-	50,000
Total Local Revenues	8,321,729	261,682	8,451,409	371,058	8,025,360	251,786	8,277,146
GENERAL FUND REVENUE	28,044,467	6,301,005	30,388,836	5,911,613	29,241,640	6,423,453	35,665,093
Reserve							
RES Math & Science Instructional Carryover	-	1,007	-	-	-	8,463	8,463
RES Library Resource Fees Carryover	-	1,116	-	-	-	39,608	39,608
RES Applied Technologies Carryover	-	-	-	-	-	14,900	14,900
RES Chevron Science Renovation Grant Carryover	-	-	-	-	-	142,998	142,998
RES Dental Hygiene Revenue Carryover	-	-	-	-	-	70,557	70,557
RES Adult Education Block Grant Carryover	-	122,881	-	-	-	-	-
RES CTE Strong Workforce - Local Carryover	-	115,856	-	-	-	361,548	361,548
RES CTE Strong Workforce - Regional Carryover	-	-	-	-	-	300,525	300,525
RES EEO Carryover	-	16,575	-	-	-	81,943	81,943
RES Classified Professional Development Carryover	-	-	-	2,838	-	21,943	21,943
RES DSPS Carryover	-	-	-	-	-	12,321	12,321
RES EOPS Carryover	-	-	-	-	-	12,532	12,532
RES CARE Carryover	-	-	-	-	-	14,429	14,429
RES CalWORKS Carryover	-	-	-	-	-	43,131	43,131
RES CVC-OEI Carryover	-	-	-	-	-	44,147	44,147
8644 Student Equity and Achievement Program	-	-	-	26,845	-	113,806	113,806
RES Rural Technology Technical Assistance Fund Carryover	-	71,932	-	71,037	-	37,032	37,032
RES Guidedpathways Carryover	-	-	-	-	-	230,860	230,860
RES CCAP Implementation Carryover	-	-	-	17,890	-	26,413	26,413
RES Hunger Free Campus Carryover	-	5,546	-	-	-	23,273	23,273
RES Basic Skills Initiative	6,469	-	-	-	-	-	-
RES Financial Aid Technology Funds Carryover	-	-	-	40,174	-	84,075	84,075
RES Financial Aid California College Promise Carryover	-	-	-	-	-	142,256	142,256
RES Financial Aid SFA Administration Carryover	-	-	-	-	-	9,779	9,779
RES Zero Textbook Cost Grant Phase II Carryover	-	103,736	-	-	-	-	-
RES Veteran Services	-	13,260	-	-	-	26,947	26,947
RES Instructional Equipment & Library Materials Carryover	-	130,529	-	-	-	93	93
RES Scheduled Maintenance Carryover	-	33,441	-	-	-	1,896	1,896
RES TRIO Grant Carryover	-	4,810	-	48,854	-	74,685	74,685
RES MAA Carryover	-	-	-	-	-	244,985	244,985
RES Misc Carryover Balances	-	7,214	-	-	91,819	956,677	1,048,496
Total Reserve Contributions	6,469	627,903	-	207,638	91,819	3,141,822	3,233,641
GENERAL FUND - ALL SOURCES	28,050,936	6,928,908	30,388,836	6,119,252	29,333,459	9,565,275	38,898,733

	2018 / 2019 Actuals	2019 / 2020 Estimated	2020 / 2021 Revenues
Bookstore			
Sales	1,028,523	945,747	1,078,007
Interest Income	21,149	24,714	5,442
ASO Sticker Sale Revenue	45,780	53,115	60,000
On-Behalf Payments Pass-through	4,991	1,086	1,086
Other Local Revenue	-	-	60,000
RES - Student Center Contribution	-	-	1,000,000
Total Bookstore Revenue	<u>1,100,443</u>	<u>1,024,663</u>	<u>2,204,535</u>
Food Services			
Sales	186,628	138,979	265,795
Interest Income	2,284	2,082	2,059
Dorm Student Sales	434,710	412,122	214,369
On-Behalf Payments Pass-through	7,467	1,086	1,086
General Fund Contribution	327,919	242,332	242,332
RES - Cafeteria Carryover	-	-	156,668
Total Food Service Revenue	<u>959,008</u>	<u>796,601</u>	<u>882,309</u>
Child Care Center			
General Program	393,076	690,361	157,785
Preschool	664,174	676,889	256,478
Migrant Education	625,867	134,949	412,668
Migrant Bilingual Services	98,159	81,560	110,580
Interest Income	4,740	2,672	-
Community Action Partnership of Kern (CAPK)	-	-	324,600
Child Care Center-Based Reserve	-	-	428,147
CDC Return to State Prior year Overpayment Reserve	-	-	120,442
On-Behalf Payments Pass-through	24,691	4,043	4,043
Food Contract	115,575	103,366	100,526
RES Food Contract - Carryover	-	40,181	-
Total Child Care Center Revenue	<u>1,926,282</u>	<u>1,734,021</u>	<u>1,915,269.35</u>
Dorms			
Revenue from Student Fees	336,300	327,069	138,193
Interest	4,173	6,276	2,542
On-Behalf Payments Pass-through	1,986	-	-
RES - Student Center Contribution	-	-	1,050,000
Total Dorm Revenue	<u>342,459</u>	<u>333,345</u>	<u>1,190,735</u>
Parking			
Interest Income	1,112	594	1,000
Parking Services & Public Transportation Fees	333	716	-
RES - Parking Carryover	-	-	46,538
Total Parking Revenue	<u>1,445</u>	<u>1,310</u>	<u>47,538</u>
Transition to Independent Living			
TIL Regional Center Contracts	1,715,562	1,664,091	905,996
Student Fees	295,238	144,529	285,141
Grants / Other Local	83,918	201,173	72,750
General Fund Transfer	2,188,165	-	-
On-Behalf Payments Pass-through	21,962	-	-
Interest Income	5,033	22,624	-
Total Transition to Independent Living Revenue	<u>4,309,878</u>	<u>2,032,417</u>	<u>1,263,887</u>
Capital Project Funding			
Interest Income	276,846	445,943	1,000
RES - Capital Project Funding Carryover	1,477,653	-	1,884,900
Total Capital Project Revenue	<u>1,754,499</u>	<u>445,943</u>	<u>1,885,900</u>
SPECIAL FUND REVENUES	<u>10,394,013</u>	<u>6,368,299</u>	<u>9,390,173</u>
TOTAL - ALL FUNDS	<u>45,373,857</u>	<u>42,876,387</u>	<u>48,288,907</u>

**West Kern Community College District
2020 / 2021 Budget
General Fund - All Sources**



**WEST KERN COMMUNITY COLLEGE DISTRICT
 PROPOSED BUDGET 2020 / 2021
 LIST OF FUNDS BUDGETED**

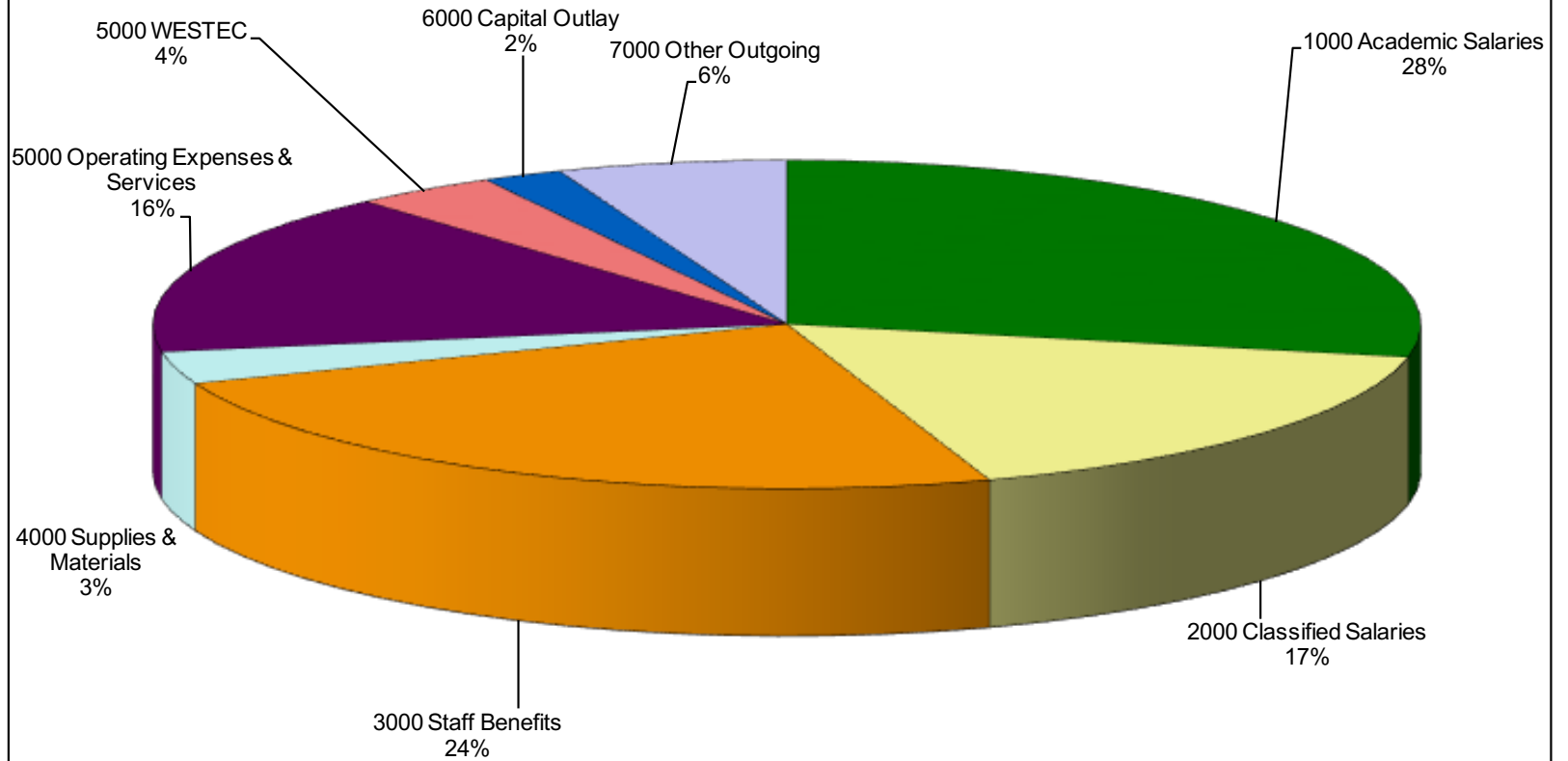
<u>FUND</u>	<u>DESCRIPTION</u>	<u>TOTAL BUDGET</u>
11	General Fund, Unrestricted	\$ 29,333,459
12	General Fund, Restricted	9,565,275
31	Bookstore Enterprise Fund	2,204,535
32	Cafeteria Enterprise Fund	882,309
33	Child Development Center Fund	1,915,269
35	Dormitory Fund	1,190,735
36	Parking Fund	47,538
39	Transition to Independent Living Fund	1,263,887
43	Restricted Purpose Fund	<u>1,885,900</u>
TOTAL ALL FUNDS		<u><u>\$ 48,288,907</u></u>

**West Kern Community College District
2020 / 2021 Budget Summary
General Fund - Funds 11 & 12**

Object Code	Description	2018 / 2019 Actual	2019 / 2020 Estimated Actuals	2020 / 2021 COMBINED Budget	2020 / 2021 UNRESTRICTED Budget	2020 / 2021 RESTRICTED Budget
8100	Federal Revenue	466,428	673,167	939,835	-	939,835
8600	State Income	25,295,633	26,804,816	26,448,112	21,216,280	5,231,832
8800	Local Income	8,583,411	8,822,467	8,277,146	8,025,360	251,786
8900	Carryover	634,372	207,638	3,233,641	91,819	3,141,822
Total for 8000: Revenue		<u>34,979,844</u>	<u>36,508,088</u>	<u>38,898,733</u>	<u>29,333,459</u>	<u>9,565,274.51</u>
<hr/>						
1000	Academic Salaries	10,457,814	11,078,020	10,978,279	9,534,565	1,443,715
Total for 1000: Academic Salaries		10,457,814	11,078,020	10,978,279	9,534,565	1,443,715
<hr/>						
2000	Classified Salaries	5,586,581	6,548,439	6,459,942	5,458,862	1,001,080
Total for 2000: Classified Salaries		5,586,581	6,548,439	6,459,942	5,458,862	1,001,080
<hr/>						
3100	State Teachers Retirement System (STRS) Fund	2,754,162	2,721,682	2,883,846	2,692,555	191,291
3200	Public Employees retirement System (PERS) Fund	1,411,418	1,160,899	1,390,789	1,159,309	231,480
3000	Staff Benefits	4,898,385	4,860,233	5,170,728	4,633,920	536,808
Total for 3000: Employee Benefits		9,063,964	8,742,814	9,445,364	8,485,784	959,579
<hr/>						
4100	Textbooks	32,200	23,160	27,021	21,760	5,261
4200	Magazines / Periodicals	3,305	3,965	4,535	535	4,000
4300	Supplies (All categories)	458,597	440,472	1,158,333	457,541	700,792
4400	Food Supplies	36,444	20,688	43,461	25,909	17,552
Total for 4000: Supplies and Materials		530,545	488,285	1,233,350	505,745	727,605

Object Code	Description	2018 / 2019 Actual	2019 / 2020 Estimated Actuals	2020 / 2021 COMBINED Budget	2020 / 2021 UNRESTRICTED Budget	2020 / 2021 RESTRICTED Budget
5100	Interest	60	230	-	-	-
5200	Dues and Memberships	84,656	96,623	115,753	95,278	20,475
5300	Insurance	163,444	191,138	217,653	217,653	-
5400	Legal, Election & Audit Expenses	156,857	117,498	230,860	230,860	-
5500	Personal & Consulting Services	259,363	469,830	258,955	234,891	24,064
5600	Rents, Leases & Repairs	2,364,047	1,922,008	2,568,645	2,248,230	320,415
5700	Travel & Conference Expenses	296,784	193,126	292,787	208,377	84,409
5800	Utilities / Housekeeping Services	534,024	530,699	3,139,036	989,567	2,149,469
5900	Other Operating Expenses	243,528	361,209	891,992	564,821	327,171
Total for 5000: Operating Expenses and Services		4,102,763	3,882,363	7,715,681	4,789,678	2,926,003
6100	Sites and Site Improvements	206,798	77,862	48,142	48,142	-
6200	Buildings	262,157	19,462	435,465	9,000	426,465
6300	Library Books and Materials	22,731	16,164	17,000	-	17,000
6400	Equipment	236,418	120,219	288,358	108,351	180,007
Total for 6000: Capital Outlay		728,103	233,708	788,965	165,493	623,471
7100	Debt Retirement / Other Financing	112,966	99,335	101,000	101,000	-
7300	Transfers	2,694,719	286,064	242,332	242,332	-
7400	Other Interest / Long-Term Debt	891,576	867,119	882,637	50,000	832,637
7500	Student Financial Aid	562,095	509,368	820,526	-	820,526
7600	Other Student Aid	100,601	178,772	213,058	-	213,058
7900	Reserves / Contingencies	-	-	17,600	-	17,600
Total for 7000: Other Outgoing Expenditures		4,361,957	1,940,658	2,277,153	393,332	1,883,821
		<u>34,831,727</u>	<u>32,914,286</u>	<u>38,898,733</u>	<u>29,333,458.97</u>	<u>9,565,275</u>

**West Kern Community College District
2020 / 21 Budget
General Fund Expenditures**



**West Kern Community College District
2020 / 2021 Budget Summary
SUPERINTENDENT / PRESIDENT**

Object Code	Description	2018 / 2019 Actual	2019 / 2020 Estimated Actuals	2020 / 2021 COMBINED Budget	2020 / 2021 UNRESTRICTED Budget	2020 / 2021 RESTRICTED Budget
1100	Instructional Salaries, Regular Teaching	-	-	-	-	-
1200	Non Instructional Salaries, Regular Teaching	288,984	243,158	251,920	251,920	-
1300	Instructional Salaries, Other	-	-	-	-	-
1400	Non Instructional Salaries, Other	-	-	-	-	-
Total for 1000: Academic Salaries		288,984	243,158	251,920	251,920	-
2100	Non Instructional Salaries, Regular Status	1,280,402	1,627,823	1,725,957	1,653,213	72,744
2200	Instructional Aides, Regular	-	-	-	-	-
2300	Non Instructional Salaries, Other	22,561	12,644	10,000	10,000	-
2400	Instructional Aides, Other	-	-	-	-	-
Total for 2000: Classified Salaries		1,302,963	1,640,466	1,735,957	1,663,213	72,744
3100	State Teachers Retirement System (STRS) Fund	34,579	38,126	46,353	46,353	-
3200	Public Employees retirement System (PERS) Fund	239,984	315,049	389,348	372,836	16,512
3300	Old Age, Survivors, Disability and Health Insurance	105,920	127,501	134,392	128,828	5,564
3400	Health and Welfare Benefits	377,507	406,283	449,751	433,208	16,543
3500	State Unemployment Insurance	780	925	986	950	36
3600	Workers Compensation Insurance	20,252	22,679	24,152	23,266	886
3700	Other Post-Employment Benefits	28,500	67,821	64,250	61,850	2,400
Total for 3000: Employee Benefits		807,523	978,384	1,109,232	1,067,291	41,941
4100	Textbooks	488	110	500	500	-
4200	Magazines / Periodicals	148	223	100	100	-
4300	Supplies (All categories)	24,226	19,140	27,755	27,755	-
4400	Food Supplies	12,029	6,553	8,000	8,000	-
Total for 4000: Supplies and Materials		36,890	26,026	36,355	36,355	-

**West Kern Community College District
2020 / 2021 Budget Summary
SUPERINTENDENT / PRESIDENT**

Object Code	Description	2018 / 2019 Actual	2019 / 2020 Estimated Actuals	2020 / 2021 COMBINED Budget	2020 / 2021 UNRESTRICTED Budget	2020 / 2021 RESTRICTED Budget
5100	Interest	-	-			
5200	Dues and Memberships	55,933	72,348	85,922	69,347	16,575
5300	Insurance	-	-	-	-	-
5400	Legal, Election & Audit Expenses	82,933	49,158	141,010	141,010	-
5500	Personal & Consulting Services	109,918	81,138	74,925	74,925	-
5600	Rents, Leases & Repairs	230,039	207,646	272,630	272,535	95
5700	Travel & Conference Expenses	28,550	16,953	54,163	22,315	31,848
5800	Utilities / Housekeeping Services	681	1,214	155,331	73,295	82,036
5900	Other Operating Expenses	70,154	35,271	239,223	112,327	126,896
Total for 5000: Operating Expenses and Services		578,208	463,728	1,023,205	765,754	257,451
6100	Sites and Site Improvements	-	-	-	-	-
6200	Buildings	-	-	-	-	-
6300	Library Books and Materials	-	-	-	-	-
6400	Equipment	86,981	27,514	10,170	10,170	-
Total for 6000: Capital Outlay		86,981	27,514	10,170	10,170	-
7100	Debt Retirement / Other Financing	-	-	-	-	-
7300	Transfers	-	-	-	-	-
7400	Other Interest / Long-Term Debt	-	-	-	-	-
7500	Student Financial Aid	-	-	-	-	-
7600	Other Student Aid	-	-	-	-	-
7900	Reserves / Contingencies	-	-	-	-	-
Total for 7000: Other Outgoing Expenditures		-	-	-	-	-
		<u>3,101,549</u>	<u>3,379,277</u>	<u>4,166,838</u>	<u>3,794,702</u>	<u>372,136</u>

**West Kern Community College District
2020 / 2021 Budget Summary
INSTRUCTION**

Object Code	Description	2018 / 2019 Actual	2019 / 2020 Estimated Actuals	2020 / 2021 COMBINED Budget	2020 / 2021 UNRESTRICTED Budget	2020 / 2021 RESTRICTED Budget
1100	Instructional Salaries, Regular Teaching	4,206,847	4,654,713	4,708,801	4,708,801	-
1200	Non Instructional Salaries, Regular Teaching	397,125	503,079	615,450	486,426	129,024
1300	Instructional Salaries, Other	2,646,279	2,754,193	2,772,095	2,772,095	-
1400	Non Instructional Salaries, Other	499,205	355,192	276,835	172,395	104,440
Total for 1000: Academic Salaries		7,749,456	8,267,178	8,373,182	8,139,718	233,464
2100	Non Instructional Salaries, Regular Status	742,117	858,282	949,457	849,437	100,020
2200	Instructional Aides, Regular	258,816	278,004	257,965	257,965	-
2300	Non Instructional Salaries, Other	87,975	32,718	16,966	16,486	480
2400	Instructional Aides, Other	70,302	53,250	7,221	4,000	3,221
Total for 2000: Classified Salaries		1,159,210	1,222,255	1,231,609	1,127,888	103,721
3100	State Teachers Retirement System (STRS) Fund	1,158,254	1,327,655	1,562,003	1,523,594	38,409
3200	Public Employees retirement System (PERS) Fund	182,695	198,708	247,862	219,547	28,315
3300	Old Age, Survivors, Disability and Health Insurance	224,979	233,420	207,203	194,634	12,569
3400	Health and Welfare Benefits	1,276,743	1,232,591	1,345,575	1,282,870	62,705
3500	State Unemployment Insurance	4,400	4,723	4,809	4,642	167
3600	Workers Compensation Insurance	114,096	115,808	118,492	114,385	4,107
3700	Other Post-Employment Benefits	96,270	209,542	199,050	189,900	9,150
Total for 3000: Employee Benefits		3,057,437	3,322,447	3,684,993	3,529,571	155,422
4100	Textbooks	19,956	14,284	13,960	13,460	500
4200	Magazines / Periodicals	3,157	3,741	4,435	435	4,000
4300	Supplies (All categories)	178,619	170,809	481,267	174,688	306,579
4400	Food Supplies	5,093	5,266	12,759	9,259	3,500
Total for 4000: Supplies and Materials		206,826	194,100	512,421	197,842	314,579

**West Kern Community College District
2020 / 2021 Budget Summary
INSTRUCTION**

Object Code	Description	2018 / 2019 Actual	2019 / 2020 Estimated Actuals	2020 / 2021 COMBINED Budget	2020 / 2021 UNRESTRICTED Budget	2020 / 2021 RESTRICTED Budget
5100	Interest	-	-	-	-	-
5200	Dues and Memberships	3,948	3,256	5,672	5,672	-
5300	Insurance	-	-	-	-	-
5400	Legal, Election & Audit Expenses	2,005	2,085	2,085	2,085	-
5500	Personal & Consulting Services	10,267	6,425	4,750	2,600	2,150
5600	Rents, Leases & Repairs	1,700,096	1,142,716	1,675,671	1,533,111	142,560
5700	Travel & Conference Expenses	46,690	38,217	58,748	41,238	17,510
5800	Utilities / Housekeeping Services	10,745	10,066	280,519	1,165	279,354
5900	Other Operating Expenses	17,856	12,494	100,759	13,515	87,244
Total for 5000: Operating Expenses and Services		1,791,607	1,215,259	2,128,204	1,599,386	528,818
6100	Sites and Site Improvements	-	-	-	-	-
6200	Buildings	-	-	-	-	-
6300	Library Books and Materials	22,731	16,164	17,000	-	17,000
6400	Equipment	55,737	54,302	61,642	33,535	28,107
Total for 6000: Capital Outlay		78,468	70,466	78,642	33,535	45,107
7100	Debt Retirement / Other Financing	4,034	-	-	-	-
7300	Transfers	-	-	-	-	-
7400	Other Interest / Long-Term Debt	877,923	832,637	832,637	-	832,637
7500	Student Financial Aid	-	-	-	-	-
7600	Other Student Aid	-	-	-	-	-
7900	Reserves / Contingencies	-	-	-	-	-
Total for 7000: Other Outgoing Expenditures		881,958	832,637	832,637	-	832,637
		<u>14,924,962</u>	<u>15,124,342</u>	<u>16,841,688</u>	<u>14,627,940</u>	<u>2,213,748</u>

**West Kern Community College District
2020 / 2021 Budget Summary
STUDENT SERVICES**

Object Code	Description	2018 / 2019 Actual	2019 / 2020 Estimated Actuals	2020 / 2021 COMBINED Budget	2020 / 2021 UNRESTRICTED Budget	2020 / 2021 RESTRICTED Budget
1100	Instructional Salaries, Regular Teaching	-	-	-	-	-
1200	Non Instructional Salaries, Regular Teaching	1,846,624	1,939,254	1,685,371	728,467	956,904
1300	Instructional Salaries, Other	-	173,297	164,157	154,157	10,000
1400	Non Instructional Salaries, Other	397,844	274,526	317,004	73,658	243,347
Total for 1000: Academic Salaries		2,244,468	2,387,076	2,166,532	956,282	1,210,251
2100	Non Instructional Salaries, Regular Status	1,338,559	1,422,722	1,458,135	1,021,758	436,377
2200	Instructional Aides, Regular	67,817	74,042	74,486	50,641	23,845
2300	Non Instructional Salaries, Other	486,304	414,930	369,047	104,662	264,385
2400	Instructional Aides, Other	27,061	47,860	52,507	-	52,507
Total for 2000: Classified Salaries		1,919,741	1,959,554	1,954,175	1,177,061	777,114
3100	State Teachers Retirement System (STRS) Fund	255,263	281,529	315,451	162,569	152,882
3200	Public Employees retirement System (PERS) Fund	342,913	402,918	451,372	264,719	186,653
3300	Old Age, Survivors, Disability and Health Insurance	177,434	193,855	193,981	115,988	77,992
3400	Health and Welfare Benefits	703,459	662,670	661,212	384,322	276,890
3500	State Unemployment Insurance	1,823	1,958	1,887	1,029	858
3600	Workers Compensation Insurance	54,009	52,911	51,778	26,536	25,241
3700	Other Post-Employment Benefits	47,200	103,938	95,450	55,950	39,500
Total for 3000: Employee Benefits		1,582,102	1,699,779	1,771,131	1,011,114	760,016
4100	Textbooks	11,803	8,684	12,461	7,700	4,761
4200	Magazines / Periodicals	-	-	-	-	-
4300	Supplies (All categories)	155,567	119,475	377,580	106,367	271,213
4400	Food Supplies	18,780	8,462	21,952	7,900	14,052
Total for 4000: Supplies and Materials		186,150	136,620	411,993	121,967	290,026

**West Kern Community College District
2020 / 2021 Budget Summary
STUDENT SERVICES**

Object Code	Description	2018 / 2019 Actual	2019 / 2020 Estimated Actuals	2020 / 2021 COMBINED Budget	2020 / 2021 UNRESTRICTED Budget	2020 / 2021 RESTRICTED Budget
5100	Interest	-	-			
5200	Dues and Memberships	22,637	18,209	21,300	17,400	3,900
5300	Insurance	-	-	-	-	-
5400	Legal, Election & Audit Expenses	-	-	-	-	-
5500	Personal & Consulting Services	66,852	115,819	31,914	10,000	21,914
5600	Rents, Leases & Repairs	222,433	313,929	282,237	105,477	176,760
5700	Travel & Conference Expenses	214,527	131,314	171,875	136,824	35,051
5800	Utilities / Housekeeping Services	4,221	5,492	783,541	2,840	780,701
5900	Other Operating Expenses	96,096	95,396	146,819	93,703	53,116
Total for 5000: Operating Expenses and Services		626,766	680,158	1,437,686	366,244	1,071,442
6100	Sites and Site Improvements	-	-	-	-	-
6200	Buildings	-	-	-	-	-
6300	Library Books and Materials	-	-	-	-	-
6400	Equipment	81,694	17,221	23,792	11,892	11,900
Total for 6000: Capital Outlay		81,694	17,221	23,792	11,892	11,900
7100	Debt Retirement / Other Financing	103,319	98,540	95,000	95,000	-
7300	Transfers	-	-	-	-	-
7400	Other Interest / Long-Term Debt	-	-	-	-	-
7500	Student Financial Aid	561,333	509,368	820,526	-	820,526
7600	Other Student Aid	100,601	178,772	213,058	-	213,058
7900	Reserves / Contingencies	-	-	-	-	-
Total for 7000: Other Outgoing Expenditures		765,253	786,680	1,128,584	95,000	1,033,584
		<u>7,406,173</u>	<u>7,667,087</u>	<u>8,893,894</u>	<u>3,739,560</u>	<u>5,154,334</u>

**West Kern Community College District
2020 / 2021 Budget Summary
ADMINISTRATIVE SERVICES**

Object Code	Description	2018 / 2019 Actual	2019 / 2020 Estimated Actuals	2020 / 2021 COMBINED Budget	2020 / 2021 UNRESTRICTED Budget	2020 / 2021 RESTRICTED Budget
1100	Instructional Salaries, Regular Teaching	-	-	-	-	-
1200	Non Instructional Salaries, Regular Teaching	174,905	180,607	186,645	186,645	-
1300	Instructional Salaries, Other	-	-	-	-	-
1400	Non Instructional Salaries, Other	-	-	-	-	-
Total for 1000: Academic Salaries		174,905	180,607	186,645	186,645	-
2100	Non Instructional Salaries, Regular Status	1,062,638	1,631,633	1,343,900	1,321,400	22,500
2200	Instructional Aides, Regular	-	-	-	-	-
2300	Non Instructional Salaries, Other	142,029	94,531	194,300	169,300	25,000
2400	Instructional Aides, Other	-	-	-	-	-
Total for 2000: Classified Salaries		1,204,667	1,726,164	1,538,200	1,490,700	47,500
3100	State Teachers Retirement System (STRS) Fund	1,306,065	1,074,373	960,039	960,039	-
3200	Public Employees retirement System (PERS) Fund	645,825	244,224	302,207	302,207	-
3300	Old Age, Survivors, Disability and Health Insurance	572,612	603,907	735,328	733,403	1,925
3400	Health and Welfare Benefits	996,729	742,176	807,446	807,446	-
3500	State Unemployment Insurance	627	727	809	784	25
3600	Workers Compensation Insurance	17,719	18,771	20,529	20,279	250
3700	Other Post-Employment Benefits	77,325	58,028	53,650	53,650	-
Total for 3000: Employee Benefits		3,616,903	2,742,205	2,880,008	2,877,808	2,200
4100	Textbooks	(47)	83	100	100	-
4200	Magazines / Periodicals	-	-	-	-	-
4300	Supplies (All categories)	100,185	131,048	271,731	148,731	123,000
4400	Food Supplies	542	408	750	750	-
Total for 4000: Supplies and Materials		100,679	131,538	272,581	149,581	123,000

**West Kern Community College District
2020 / 2021 Budget Summary
ADMINISTRATIVE SERVICES**

Object Code	Description	2018 / 2019 Actual	2019 / 2020 Estimated Actuals	2020 / 2021 COMBINED Budget	2020 / 2021 UNRESTRICTED Budget	2020 / 2021 RESTRICTED Budget
5100	Interest	60	230	-	-	-
5200	Dues and Memberships	2,139	2,811	2,859	2,859	-
5300	Insurance	163,444	191,138	217,653	217,653	-
5400	Legal, Election & Audit Expenses	71,919	66,255	87,765	87,765	-
5500	Personal & Consulting Services	72,326	266,449	147,366	147,366	-
5600	Rents, Leases & Repairs	211,478	257,717	338,108	337,108	1,000
5700	Travel & Conference Expenses	7,017	6,642	8,000	8,000	-
5800	Utilities / Housekeeping Services	518,377	513,927	1,919,645	912,267	1,007,378
5900	Other Operating Expenses	59,421	218,048	405,190	345,277	59,914
Total for 5000: Operating Expenses and Services		1,106,182	1,523,217	3,126,586	2,058,294	1,068,292
6100	Sites and Site Improvements	206,798	77,862	48,142	48,142	-
6200	Buildings	262,157	19,462	435,465	9,000	426,465
6300	Library Books and Materials	-	-	-	-	-
6400	Equipment	12,006	21,182	192,754	52,754	140,000
Total for 6000: Capital Outlay		480,960	118,506	676,361	109,896	566,465
7100	Debt Retirement / Other Financing	5,613	795	6,000	6,000	-
7300	Transfers	2,694,719	286,064	242,332	242,332	-
7400	Other Interest / Long-Term Debt	13,652	34,482	50,000	50,000	-
7500	Student Financial Aid	762	-	-	-	-
7600	Other Student Aid	-	-	-	-	-
7900	Reserves / Contingencies	-	-	17,600	-	17,600
Total for 7000: Other Outgoing Expenditures		2,714,746	321,341	315,932	298,332	17,600
		<u>9,399,043</u>	<u>6,743,580</u>	<u>8,996,313</u>	<u>7,171,256</u>	<u>1,825,057</u>

**West Kern Community College District
2020 / 2021 Budget Summary
Bookstore - Fund 31**

Object Code	Description	2018 / 2019 Actual	2019 / 2020 Estimated Actuals	2020 / 2021 Budget
8841	Bookstore Sales	1,028,523	945,747	1,078,007
8600	State Revenue	4,991	1,086	1,086
8800	Local Revenue	66,929	77,829	125,442
RES	Student Center Contribution	-	-	1,000,000
Total for 8000: Revenue		1,100,443	1,024,663	2,204,535
<hr/>				
1200	Non Instructional Salaries, Regular Teaching	9,717	10,034	10,369
Total for 1000: Academic Salaries		9,717	10,034	10,369
<hr/>				
2000	Classified Salaries	199,984	194,826	205,622
Total for 2000: Classified Salaries		199,984	194,826	205,622
<hr/>				
3000	Staff Benefits	99,551	100,604	117,365
Total for 3000: Employee Benefits		99,551	100,604	117,365
<hr/>				
4100	Books	449,117	432,384	529,240
4200	Magazines / Periodicals	-	-	-
4300	Supplies (All categories)	116,315	86,161	89,504
4400	Food Supplies	-	150	150
Total for 4000: Supplies and Materials		565,432	518,694	618,894
<hr/>				
5200	Dues and Memberships	1,232	771	1,106
5500	Personal & Consulting Services	-	10,299	-
5600	Rents, Leases & Repairs	45,310	51,054	54,034
5700	Travel & Conference Expenses	-	-	-
5800	Utilities / Housekeeping Services	13,191	13,517	23,200
5900	Other Operating Expenses	142,469	98,695	103,466
Total for 5000: Operating Expenses and Services		202,201	174,337	181,806
<hr/>				
6200	Buildings	-	-	1,000,000
6400	Equipment	171	11,424	10,479
Total for 6000: Capital Outlay		171	11,424	1,010,479
<hr/>				
7100	Debt Retirement / Other Financing	45,835	56,705	60,000
Total for 7000: Other Outgoing Expenditures		45,835	56,705	60,000
		1,122,892	1,066,624	2,204,535
<hr/>				
	Net Change in Fund Balance	(22,449)	(41,962)	
	Fund Balance, Beginning of Year	1,901,933	1,879,484	
	Prior Period Adjustments	-	-	
	Fund Balance, End of Year	1,879,484	1,837,523	

**West Kern Community College District
2020 / 2021 Budget Summary
Cafeteria - Fund 32**

Object Code	Description	2018 / 2019 Actual	2019 / 2020 Estimated Actuals	2020 / 2021 Budget
8841	Cafeteria Sales	186,628	138,979	265,795
8889	Dorm Student Sales	434,710	412,122	214,369
8800	Local Revenue	2,284	2,082	2,059
8697	State On-Behalf Pass-Through Payments	7,467	1,086	1,086
8981	Interfund Transfers	327,919	242,332	242,332
RES	Reserve Carryover Funds	-	-	156,668
Total for 8000: Revenue		959,008	796,601	882,309
1200	Non Instructional Salaries, Regular Teaching	9,717	10,034	10,369
Total for 1000: Academic Salaries		9,717	10,034	10,369
2000	Classified Salaries	342,822	226,711	340,703
Total for 2000: Classified Salaries		342,822	226,711	340,703
3000	Staff Benefits	191,492	199,329	232,733
Total for 3000: Employee Benefits		191,492	199,329	232,733
4300	Supplies (All categories)	1,530	-	6,700
4400	Food Supplies	402,481	331,698	272,430
Total for 4000: Supplies and Materials		404,011	331,698	279,130
5200	Dues and Memberships	290	60	325
5500	Consulting	-	17,456	-
5600	Rents, Leases & Repairs	3,320	1,655	4,251
5700	Travel & Conference Expenses	-	-	-
5800	Utilities / Housekeeping Services	300	250	1,000
5900	Other Operating Expenses	9,811	4,128	8,142
Total for 5000: Operating Expenses and Services		13,722	23,548	13,718
6200	Buildings	-	-	-
6400	Equipment	677	5,281	5,656
Total for 6000: Capital Outlay		677	5,281	5,656
		962,441	796,601	882,309
Net Change in Fund Balance		(3,433)	(0)	
Fund Balance, Beginning of Year		188,066	403,484	
Prior Period Adjustments		218,851	-	
Fund Balance, End of Year		403,484	403,484	

**West Kern Community College District
2020 / 2021 Budget Summary
Child Development Center - Fund 33**

Object Code	Description	2018 / 2019 Actual	2019 / 2020 Estimated Actuals	2020 / 2021 Budget
8100	Federal Revenue / Food Program	115,575	143,547	100,526
8600	State Revenue / Contracts	1,805,967	1,587,801	1,490,143
8800	Local Revenue	4,740	2,672	324,600
Total for 8000: Revenue		1,926,282	1,734,021	1,915,269
1300	Academic Salaries	40,067	37,343	38,025
Total for 1000: Academic Salaries		40,067	37,343	38,025
2000	Classified Salaries	1,061,554	895,063	740,131
Total for 2000: Classified Salaries		1,061,554	895,063	740,131
3000	Staff Benefits	550,575	532,776	638,498
Total for 3000: Employee Benefits		550,575	532,776	638,498
4200	Magazines / Periodicals	-	-	-
4300	Supplies (All categories)	25,197	7,241	14,000
4400	Food Supplies	115,165	79,747	95,426
Total for 4000: Supplies and Materials		140,362	86,989	109,426
5200	Dues and Memberships	-	-	-
5300	Insurance	-	-	-
5500	Consulting	515	-	-
5600	Rents, Leases & Repairs	6,815	4,281	5,165
5700	Travel & Conference Expenses	360	422	800
5800	Utilities / Housekeeping Services	81,113	153,295	156,564
5900	Other Operating Expenses	8,628	4,649	106,218
Total for 5000: Operating Expenses and Services		97,431	162,647	268,747
6100	Site Improvements	-	-	-
6400	Equipment	-	22,759	-
Total for 6000: Capital Outlay		-	22,759	-
7100	Debt Retirement / Other Financing	31,552	4,700	120,442
7200	Intrafund Transfers	-	-	-
7900	Contingency Reserves	-	-	-
Total for 7000: Other Outgoing Expenditures		31,552	4,700	120,442
		1,921,542	1,742,277	1,915,269
Net Change in Fund Balance		4,740	(8,256)	
Fund Balance, Beginning of Year		1,821	366,146	
Prior Period Adjustments		359,585	-	
Fund Balance, End of Year		366,146	357,890	

**West Kern Community College District
2020 / 2021 Budget Summary
Dormitories - Fund 35**

Object Code	Description	2018 / 2019 Actual	2019 / 2020 Estimated Actuals	2020 / 2021 Budget
8697	State On-Behalf Pass-Through Payments	1,986	-	-
8873	Local Revenue / Dorm Fees	336,300	327,069	138,193
8800	Local Revenue	4,173	6,276	2,542
RES	Student Center Contribution	-	-	1,050,000
Total for 8000: Revenue		342,459	333,345	1,190,735
1000	Academic Salaries	-	-	-
Total for 1000: Academic Salaries		-	-	-
2000	Classified Salaries	114,570	55,752	96,821
Total for 2000: Classified Salaries		114,570	55,752	96,821
3000	Staff Benefits	53,862	44,403	54,292
Total for 3000: Employee Benefits		53,862	44,403	54,292
4300	Supplies (All categories)	11,358	6,280	21,774
4400	Food Supplies	-	3,036	-
Total for 4000: Supplies and Materials		11,358	9,315	21,774
5200	Dues and Memberships	-	75	75
5500	Consulting	-	10,131	2,700
5600	Rents, Leases & Repairs	28,773	21,807	52,502
5700	Travel & Conference Expenses	5,700	2,431	5,250
5800	Utilities / Housekeeping Services	38,340	41,537	55,033
5900	Other Operating Expenses	22	16	265
Total for 5000: Operating Expenses and Services		72,835	75,998	115,825
6100	Site Improvements	-	-	130,000
6200	Buildings	-	-	725,000
6400	Equipment	5,844	7,390	17,901
Total for 6000: Capital Outlay		5,844	7,390	872,901
7100	Debt Retirement / Other Financing	-	-	-
7300	Transfers	76,643	-	29,122
7400	Transfers	-	-	-
7900	Reserve for Contingencies	-	-	-
Total for 7000: Other Outgoing Expenditures		76,643	-	29,122
		335,110	192,858	1,190,735
Net Change in Fund Balance		7,349	140,487	
Fund Balance, Beginning of Year		935,946	943,295	
Prior Period Adjustments		-	-	
Fund Balance, End of Year		943,295	1,083,782	

**West Kern Community College District
2020 / 2021 Budget Summary
Parking - Fund 36**

Object Code	Description	2018 / 2019 Actual	2019 / 2020 Estimated Actuals	2020 / 2021 Budget
8800	Local Revenue	1,445	1,310	1,000
RES	Parking Reserve Carryover	-	-	46,538
Total for 8000: Revenue		1,445	1,310	47,538
4300	Supplies (All categories)	1,297	1,246	1,250
Total for 4000: Supplies and Materials		1,297	1,246	1,250
5000	Operating Expenses	27	-	-
Total for 5000: Operating Expenses and Services		27	-	-
6100	Site Improvements	3,475	-	46,288
Total for 6000: Capital Outlay		3,475	-	46,288
		4,799	1,246	47,538
Net Change in Fund Balance		(3,355)	63	
Fund Balance, Beginning of Year		51,768	48,413	
Prior Period Adjustments		-	-	
Fund Balance, End of Year		48,413	48,477	

**West Kern Community College District
2020 / 2021 Budget Summary
Transition to Independent Living - Fund 39**

Object Code	Description	2018 / 2019 Actual	2019 / 2020 Estimated Actuals	2020 / 2021 Budget
8100	Federal Revenue	-	-	-
8600	State Revenue / Regional Center Fees	1,737,524	1,664,091	905,996
8800	Local Revenue	384,189	368,326	357,891
8900	Interfund Transfers	2,188,165	-	-
Total for 8000: Revenue		4,309,878	2,032,417	1,263,887
1000	Academic Salaries	-	-	-
Total for 1000: Academic Salaries		-	-	-
2000	Classified Salaries	1,266,640	1,250,372	620,781
Total for 2000: Classified Salaries		1,266,640	1,250,372	620,781
3000	Staff Benefits	560,195	551,282	450,827
Total for 3000: Employee Benefits		560,195	551,282	450,827
4200	Magazines / Periodicals	-	-	-
4300	Supplies (All categories)	26,566	27,587	20,555
4400	Food Supplies	679	683	850
Total for 4000: Supplies and Materials		27,245	28,270	21,405
5200	Dues and Memberships	135	110	110
5400	Legal, Election & Audit Expenses	-	-	-
5500	Consulting	631	6,970	2,900
5600	Rents, Leases & Repairs	136,442	132,829	35,999
5700	Travel & Conference Expenses	23,160	7,576	10,100
5800	Utilities / Housekeeping Services	71,731	95,409	119,620
5900	Other Operating Expenses	3,566	5,928	2,145
Total for 5000: Operating Expenses and Services		235,666	248,822	170,874
6100	Site Improvements	-	-	-
6400	Equipment	554	3,026	-
Total for 6000: Capital Outlay		554	3,026	-
7100	Debt Retirement / Other Financing	133,357	-	-
7200	Intrafund Transfers	-	-	-
Total for 7000: Other Outgoing Expenditures		133,357	-	-
		2,223,657	2,081,771	1,263,887
Net Change in Fund Balance		2,086,221	(49,354)	
Fund Balance, Beginning of Year		(2,086,220)	1	
Prior Period Adjustments		-	-	
Fund Balance, End of Year		1	(49,352)	

**West Kern Community College District
2020 / 2021 Budget Summary
Restricted Purpose - Fund 43**

Object Code	Description	2018 / 2019 Actual	2019 / 2020 Estimated Actuals	2020 / 2021 Budget
8800	Local Revenue	276,846	445,943	1,000
RES	Restricted Purposes Reserve Carryover	1,477,653	-	1,884,900
Total for 8000: Revenue		1,754,499	445,943	1,885,900
5500	Consulting	-	-	-
Total for 5000: Operating Expenses and Services		-	-	-
6200	Buildings	-	-	-
Total for 6000: Capital Outlay		-	-	-
7100	Debt Retirement / Other Financing	1,891,152	1,885,646	1,885,900
7400	Other Transfers	-	-	-
Total for 7000: Other Outgoing Expenditures		1,891,152	1,885,646	1,885,900
		1,891,152	1,885,646	1,885,900
Net Change in Fund Balance		(136,654)	(1,439,702)	
Fund Balance, Beginning of Year		13,044,381	13,008,063	
Prior Period Adjustments		100,336	-	
Fund Balance, End of Year		13,008,063	11,568,361	

**WEST KERN COMMUNITY COLLEGE DISTRICT
ANNUAL BUDGET BY ORGANIZATION CODE
2020 / 2021**

*** DISTRICT / GOVERNING BOARD ***

Account Number	Description	2019 / 2020	2020 / 2021	Unrestricted	Restricted
		Est. Actuals	Budget		
11000-101-1210-66004	Admin & Supervisors - Certificated	104,558	108,326	108,326	-
11000-101-2110-66004	Admin & Supervisors - Classified	42,061	44,759	44,759	-
11000-101-3110-66004	STRS - Certificated	16,394	19,932	19,932	-
11000-101-3220-66004	PERS - Classified	8,295	10,160	10,160	-
11000-101-3310-66004	OASDI Instructional	1,508	1,571	1,571	-
11000-101-3320-66004	OASDI Noninstructional	3,222	3,424	3,424	-
11000-101-3410-66004	H&W Certificated	9,254	9,872	9,872	-
11000-101-3420-66004	H&W Noninstructional	9,666	10,339	10,339	-
11000-101-3510-66004	Unemployment Ins - Certificated	50	54	54	-
11000-101-3520-66004	Unemployment Ins. - Classified	21	23	23	-
11000-101-3610-66004	Workers Comp - Certificated	1,226	1,319	1,319	-
11000-101-3620-66004	Workers Comp - Classified	512	545	545	-
11000-101-3751-66004	OPEB Instructional & Certificated	1,290	1,290	1,290	-
11000-101-3752-66004	OPEB Noninstructional	1,500	1,500	1,500	-
11000-101-4310-66004	Supplies, Noninstructional	60	175	175	-
11000-101-4410-66003	Food Supplies	-	-	-	-
11000-101-4410-66004	Food Supplies	942	2,000	2,000	-
11000-101-5410-66004	Election Expenses	-	800	800	-
11000-101-5510-66004	Consultant	-	3,500	3,500	-
11000-101-5710-66004	Employee Travel	1,704	1,750	1,750	-
11000-101-5720-66004	Governing Board	2,108	8,000	8,000	-
11000-101-5970-66004	Advertising	90	500	500	-
11000-101-5985-66004	Employee Recruitment	-	2,000	2,000	-
11000-101-5990-66004	Other Services	64	1,000	1,000	-
Total for District / Governing Board:		204,524	232,839	232,839	-

*** SUPERINTENDENT / PRESIDENT ***

Account Number	Description	2019 / 2020	2020 / 2021	Unrestricted	Restricted
		Est. Actuals	Budget		
11000-110-1210-66004	Admin & Supervisors - Certificated	53,495	55,422	55,422	-
11000-110-1210-68400	Admin & Supervisors - Certificated	24,316	25,192	25,192	-

Account Number	Description	2019 / 2020	2020 / 2021	Unrestricted	Restricted
		Est. Actuals	Budget		
11000-110-1210-68900	Admin & Supervisors - Certificated	24,316	25,192	25,192	-
11000-110-1210-71005	Admin & Supervisors - Certificated	36,474	37,788	37,788	-
11000-110-2110-66003	Admin & Supervisors - Classified	173,882	72,951	72,951	-
11000-110-2110-68900	Admin & Supervisors - Classified	1,682	1,791	1,791	-
11000-110-2110-71005	Admin & Supervisors - Classified	1,682	1,791	1,791	-
11000-110-2150-66003	Stipends, Admin & Sup-Classified	550	600	600	-
11000-110-3110-66004	STRS - Certificated	8,388	10,198	10,198	-
11000-110-3110-68400	STRS - Certificated	3,813	4,635	4,635	-
11000-110-3110-68900	STRS - Certificated	3,813	4,635	4,635	-
11000-110-3110-71005	STRS - Certificated	5,719	6,953	6,953	-
11000-110-3220-66003	PERS - Classified	34,288	16,559	16,559	-
11000-110-3220-68900	PERS - Classified	332	406	406	-
11000-110-3220-71005	PERS - Classified	332	406	406	-
11000-110-3310-66004	OASDI Instructional	772	804	804	-
11000-110-3310-68400	OASDI Instructional	351	365	365	-
11000-110-3310-68900	OASDI Instructional	351	365	365	-
11000-110-3310-71005	OASDI Instructional	526	548	548	-
11000-110-3320-66003	OASDI Noninstructional	13,342	5,581	5,581	-
11000-110-3320-68900	OASDI Noninstructional	129	137	137	-
11000-110-3320-71005	OASDI Noninstructional	129	137	137	-
11000-110-3410-66004	H&W Certificated	4,735	5,050	5,050	-
11000-110-3410-68400	H&W Certificated	2,152	2,296	2,296	-
11000-110-3410-68900	H&W Certificated	2,152	2,296	2,296	-
11000-110-3410-71005	H&W Certificated	3,228	3,444	3,444	-
11000-110-3420-66003	H&W Noninstructional	34,590	19,852	19,852	-
11000-110-3420-68900	H&W Noninstructional	387	414	414	-
11000-110-3420-71005	H&W Noninstructional	387	414	414	-
11000-110-3510-66004	Unemployment Ins - Certificated	26	28	28	-
11000-110-3510-68400	Unemployment Ins - Certificated	12	13	13	-
11000-110-3510-68900	Unemployment Ins - Certificated	12	13	13	-
11000-110-3510-71005	Unemployment Ins - Certificated	17	19	19	-
11000-110-3520-66003	Unemployment Ins. - Classified	87	37	37	-
11000-110-3520-68900	Unemployment Ins. - Classified	1	1	1	-
11000-110-3520-71005	Unemployment Ins. - Classified	1	1	1	-
11000-110-3610-66004	Workers Comp - Certificated	627	675	675	-
11000-110-3610-68400	Workers Comp - Certificated	285	307	307	-
11000-110-3610-68900	Workers Comp - Certificated	285	307	307	-
11000-110-3610-71005	Workers Comp - Certificated	428	460	460	-
11000-110-3620-66003	Workers Comp - Classified	2,123	888	888	-
11000-110-3620-68900	Workers Comp - Classified	21	22	22	-
11000-110-3620-71005	Workers Comp - Classified	21	22	22	-
11000-110-3751-66004	OPEB Instructional & Certificated	660	660	660	-
11000-110-3751-68400	OPEB Instructional & Certificated	300	300	300	-

Account Number	Description	2019 / 2020	2020 / 2021	Unrestricted	Restricted
		Est. Actuals	Budget		
11000-110-3751-68900	OPEB Instructional & Certificated	300	300	300	-
11000-110-3751-71005	OPEB Instructional & Certificated	450	450	450	-
11000-110-3752-66003	OPEB Noninstructional	5,380	2,880	2,880	-
11000-110-3752-68900	OPEB Noninstructional	60	60	60	-
11000-110-3752-71005	OPEB Noninstructional	60	60	60	-
11000-110-4120-66003	Professional Books	-	500	500	-
11000-110-4211-66003	Periodicals	223	100	100	-
11000-110-4310-66003	Supplies, Noninstructional	3,164	5,000	5,000	-
11000-110-4310-66004	Supplies, Noninstructional	0	-	-	-
11000-110-4318-66003	Printing Supplies	256	2,500	2,500	-
11000-110-4410-66003	Food Supplies	5,426	5,500	5,500	-
11000-110-5210-66003	Dues and Memberships	62,974	65,411	65,411	-
11000-110-5415-66003	Accreditation Expenses	-	35,610	35,610	-
11000-110-5430-66003	Legal Expenses (including legal ads	49,158	104,600	104,600	-
11000-110-5510-66003	Consultant	60,871	59,400	59,400	-
11000-110-5513-66003	Collective Bargaining	-	500	500	-
11000-110-5612-66003	Equipment (Rent/Lease)	993	998	998	-
11000-110-5632-66003	Outside Work for Equipment	-	250	250	-
11000-110-5641-66003	Contracts	-	350	350	-
11000-110-5642-66003	Computer License Fees	-	16,302	16,302	-
11000-110-5710-66003	Employee Travel	5,733	11,000	11,000	-
11000-110-5940-66003	Postage, Freight (Shipping in)	32	250	250	-
11000-110-5970-66003	Advertising	-	600	600	-
11000-110-5970-68100	Advertising	4,393	5,000	5,000	-
11000-110-5971-66003	Printing Services	286	-	-	-
11000-110-5985-66003	Employee Recruitment	61	-	-	-
11000-110-5990-66003	Other Services	250	4,000	4,000	-
11000-110-6411-66003	Furniture-Under \$5000	189	-	-	-
11000-110-6415-66003	Computer Equipment	2,986	-	-	-
11007-110-5899-00000	Un-allocated Budget (Budget Only)	-	72,040	72,040	-
11008-110-5990-00000	Other Services	-	45,563	45,563	-
12375-110-5990-66003	Other Services	-	24,779	-	24,779
Total for Superintendent / President:		644,462	773,978	749,199	24,779

*** ITS DEVELOPMENT & OPERATIONS ***

Account Number	Description	2019 / 2020	2020 / 2021	Unrestricted	Restricted
		Est. Actuals	Budget		
11000-113-2110-67800	Admin & Supervisors - Classified	27,262	3,202	3,202	-
11000-113-2110-67801	Admin & Supervisors - Classified	70,881	19,852	19,852	-

Account Number	Description	2019 / 2020	2020 / 2021	Unrestricted	Restricted
		Est. Actuals	Budget		
11000-113-2110-71005	Admin & Supervisors - Classified	10,905	2,562	2,562	-
11000-113-2150-67800	Stipends, Admin & Sup-Classified	-	150	150	-
11000-113-2150-67801	Stipends, Admin & Sup-Classified	461	390	390	-
11000-113-2150-71005	Stipends, Admin & Sup-Classified	-	60	60	-
11000-113-2180-67800	Full Benefits Employees	304,960	335,369	335,369	-
11000-113-2180-67801	Full Benefits Employees	287,275	309,948	309,948	-
11000-113-2180-71005	Full Benefits Employees	7,855	8,036	8,036	-
11000-113-2185-67800	Overtime - Full Benefit Employees	227	-	-	-
11000-113-2185-67801	Overtime - Full Benefit Employees	146	150	150	-
11000-113-2361-67801	Students	12,644	5,000	5,000	-
11000-113-3220-67800	PERS - Classified	64,972	76,793	76,793	-
11000-113-3220-67801	PERS - Classified	68,299	72,115	72,115	-
11000-113-3220-71005	PERS - Classified	3,492	2,157	2,157	-
11000-113-3320-67800	OASDI Noninstructional	25,665	25,901	25,901	-
11000-113-3320-67801	OASDI Noninstructional	27,410	23,819	23,819	-
11000-113-3320-71005	OASDI Noninstructional	1,433	737	737	-
11000-113-3420-67800	H&W Noninstructional	80,897	87,375	87,375	-
11000-113-3420-67801	H&W Noninstructional	84,935	95,599	95,599	-
11000-113-3420-71005	H&W Noninstructional	3,360	2,056	2,056	-
11000-113-3520-67800	Unemployment Ins. - Classified	167	169	169	-
11000-113-3520-67801	Unemployment Ins. - Classified	179	160	160	-
11000-113-3520-71005	Unemployment Ins. - Classified	9	6	6	-
11000-113-3620-67800	Workers Comp - Classified	4,074	4,117	4,117	-
11000-113-3620-67801	Workers Comp - Classified	4,499	4,064	4,064	-
11000-113-3620-71005	Workers Comp - Classified	227	114	114	-
11000-113-3752-67800	OPEB Noninstructional	14,330	12,750	12,750	-
11000-113-3752-67801	OPEB Noninstructional	19,159	13,950	13,950	-
11000-113-3752-71005	OPEB Noninstructional	1,332	300	300	-
11000-113-4120-67800	Professional Books	110	-	-	-
11000-113-4310-67801	Supplies, Noninstructional	4,444	5,493	5,493	-
11000-113-4311-67801	Supplies, Instructional	-	200	200	-
11000-113-4312-67801	Supplies for Equip Repair	3,854	4,253	4,253	-
11000-113-4315-67801	Computer Software	419	1,100	1,100	-
11000-113-4316-67801	Gas, Oil	32	410	410	-
11000-113-4318-67801	Printing Supplies	243	2,000	2,000	-
11000-113-5210-67800	Dues and Memberships	55	100	100	-
11000-113-5510-67801	Consultant	12,125	7,525	7,525	-
11000-113-5612-67801	Equipment (Rent/Lease)	2,970	3,250	3,250	-
11000-113-5632-67801	Outside Work for Equipment	6,453	8,062	8,062	-
11000-113-5641-67800	Contracts	-	-	-	-
11000-113-5641-67801	Contracts	32,788	40,733	40,733	-
11000-113-5642-67801	Computer License Fees	51,155	51,183	51,183	-
11000-113-5643-67801	Computer Software	24,128	29,565	29,565	-

Account Number	Description	2019 / 2020	2020 / 2021	Unrestricted	Restricted
		Est. Actuals	Budget		
11000-113-5644-67801	Computer Hardware	44,252	44,137	44,137	-
11000-113-5710-67800	Employee Travel	775	165	165	-
11000-113-5710-67801	Employee Travel	540	200	200	-
11000-113-5840-67801	Telephone	1,214	1,255	1,255	-
11000-113-5940-67801	Postage, Freight (Shipping in)	371	385	385	-
11000-113-5971-67801	Printing Services	565	600	600	-
11000-113-5985-67800	Employee Recruitment	81	-	-	-
11000-113-5985-67801	Employee Recruitment	29	29	29	-
11000-113-6412-67801	Equipment- Under \$5000	6,041	6,345	6,345	-
11000-113-6415-64600	Computer Equipment	0	-	-	-
11000-113-6415-67801	Computer Equipment	1,606	2,275	2,275	-
12060-113-4312-67801	Supplies for Equip Repair	2,297	-	-	-
12060-113-5899-67801	Un-allocated Budget (Budget Only)	-	93	-	93
12060-113-6415-67801	Computer Equipment	15,308	-	-	-
Total for ITS Operations:		1,338,908	1,316,258	1,316,165	93

*** TAFT COLLEGE FOUNDATION ***

Account Number	Description	2019 / 2020	2020 / 2021	Unrestricted	Restricted
		Est. Actuals	Budget		
11000-114-2110-70999	Admin & Supervisors - Classified	76,846	78,628	78,628	-
11000-114-2180-70999	Full Benefits Employees	22,482	30,485	30,485	-
11000-114-3220-70999	PERS - Classified	19,588	24,770	24,770	-
11000-114-3320-70999	OASDI Noninstructional	7,557	8,347	8,347	-
11000-114-3420-70999	H&W Noninstructional	20,186	24,815	24,815	-
11000-114-3520-70999	Unemployment Ins. - Classified	49	54	54	-
11000-114-3620-70999	Workers Comp - Classified	1,203	1,329	1,329	-
11000-114-3752-70999	OPEB Noninstructional	3,150	3,600	3,600	-
11000-114-4310-70999	Supplies, Noninstructional	159	300	300	-
11000-114-4318-70999	Printing Supplies	506	1,000	1,000	-
11000-114-5612-66005	Equipment (Rent/Lease)	993	-	-	-
11000-114-5641-70999	Contracts	-	500	500	-
11000-114-5971-66005	Printing Services	48	-	-	-
11000-114-5985-70999	Employee Recruitment	37	-	-	-
12000-114-2110-70999	Admin & Supervisors - Classified	51,230	52,420	-	52,420
12000-114-2180-70999	Full Benefits Employees	14,988	20,324	-	20,324
12000-114-3220-70999	PERS - Classified	13,059	16,512	-	16,512
12000-114-3320-70999	OASDI Noninstructional	5,038	5,564	-	5,564
12000-114-3420-70999	H&W Noninstructional	13,457	16,543	-	16,543
12000-114-3520-70999	Unemployment Ins. - Classified	33	36	-	36

Account Number	Description	2019 / 2020	2020 / 2021	Unrestricted	Restricted
		Est. Actuals	Budget		
12000-114-3620-70999	Workers Comp - Classified	802	886	-	886
12000-114-3752-70999	OPEB Noninstructional	2,100	2,400	-	2,400
Total for Taft College Foundation:		<u>253,513</u>	<u>288,513</u>	<u>173,828</u>	<u>114,685</u>

*** COMMUNITY RELATIONS ***

Account Number	Description	2019 / 2020	2020 / 2021	Unrestricted	Restricted
		Est. Actuals	Budget		
11000-115-2110-67100	Admin & Supervisors - Classified	-	130,364	130,364	-
11000-115-3220-67100	PERS - Classified	-	29,593	29,593	-
11000-115-3320-67100	OASDI Noninstructional	-	9,973	9,973	-
11000-115-3420-67100	H&W Noninstructional	-	20,679	20,679	-
11000-115-3520-67100	Unemployment Ins. - Classified	-	65	65	-
11000-115-3620-67100	Workers Comp - Classified	-	1,587	1,587	-
11000-115-3752-67100	OPEB Noninstructional	-	3,000	3,000	-
11000-115-4310-67100	Supplies, Noninstructional	-	100	100	-
11000-115-5970-67100	Advertising	-	6,500	6,500	-
11007-115-5646-67100	Video / Audio Services	-	15,000	15,000	-
Total for Institutional Research:		<u>-</u>	<u>216,861</u>	<u>216,861</u>	<u>-</u>

*** INSTITUTIONAL RESEARCH ***

Account Number	Description	2019 / 2020	2020 / 2021	Unrestricted	Restricted
		Est. Actuals	Budget		
11000-120-2110-66002	Admin & Supervisors - Classified	170,940	208,580	208,580	-
11000-120-2150-66002	Stipends, Admin & Sup-Classified	600	600	600	-
11000-120-2180-66002	Full Benefits Employees	27,652	-	-	-
11000-120-3220-66002	PERS - Classified	38,655	47,348	47,348	-
11000-120-3320-66002	OASDI Noninstructional	15,243	15,957	15,957	-
11000-120-3420-66002	H&W Noninstructional	38,204	41,358	41,358	-
11000-120-3520-66002	Unemployment Ins. - Classified	100	104	104	-
11000-120-3620-66002	Workers Comp - Classified	2,426	2,541	2,541	-
11000-120-3752-66002	OPEB Noninstructional	5,750	6,000	6,000	-
11000-120-4310-66002	Supplies, Noninstructional	49	232	232	-
11000-120-4318-66002	Printing Supplies	384	492	492	-
11000-120-5210-66002	Dues and Memberships	336	336	336	-

Account Number	Description	2019 / 2020	2020 / 2021	Unrestricted	Restricted
		Est. Actuals	Budget		
11000-120-5642-66002	Computer License Fees	6,886	12,000	12,000	-
11000-120-5710-66002	Employee Travel	482	200	200	-
Total for Institutional Research:		<u>307,707</u>	<u>335,748</u>	<u>335,748</u>	<u>-</u>

***AB 104 - AEBG CONSORTIUM PLANNING GRANT ***

Account Number	Description	2019 / 2020	2020 / 2021	Unrestricted	Restricted
		Est. Actuals	Budget		
12603-125-7410-73100	Other Transfers	832,637	832,637	-	832,637
Total for AB 104 - AEBG Consortium Planning Grant:		<u>832,637</u>	<u>832,637</u>	<u>-</u>	<u>832,637</u>

***VICE PRESIDENT OF INSTRUCTION ***

Account Number	Description	2019 / 2020	2020 / 2021	Unrestricted	Restricted
		Est. Actuals	Budget		
11000-201-1210-60100	Admin & Supervisors - Certificated	167,301	177,870	177,870	-
11000-201-3110-60100	STRS - Certificated	28,609	32,729	32,729	-
11000-201-3310-60100	OASDI Instructional	2,408	2,578	2,578	-
11000-201-3410-60100	H&W Certificated	19,331	20,679	20,679	-
11000-201-3510-60100	Unemployment Ins - Certificated	83	89	89	-
11000-201-3610-60100	Workers Comp - Certificated	2,023	2,167	2,167	-
11000-201-3751-60100	OPEB Instructional & Certificated	3,000	3,000	3,000	-
Total for Vice President of Instruction:		<u>222,756</u>	<u>239,112</u>	<u>239,112</u>	<u>-</u>

***INSTRUCTIONAL ADMINISTRATION ***

Account Number	Description	2019 / 2020	2020 / 2021	Unrestricted	Restricted
		Est. Actuals	Budget		
11000-202-1110-04011	Regular Teaching	108,888	112,262	112,262	-
11000-202-1110-04012	Regular Teaching	42,400	124,135	124,135	-
11000-202-1110-04013	Regular Teaching	102,852	108,327	108,327	-
11000-202-1110-04014	Regular Teaching	-	112,898	112,898	-
11000-202-1110-04100	Regular Teaching	43,577	92,263	92,263	-
11000-202-1110-05061	Regular Teaching	-	2,671	2,671	-

Account Number	Description	2019 / 2020	2020 / 2021	Unrestricted	Restricted
		Est. Actuals	Budget		
11000-202-1110-05062	Regular Teaching	69,386	74,085	74,085	-
11000-202-1110-05063	Regular Teaching	52,461	108,203	108,203	-
11000-202-1110-08352	Regular Teaching	-	121,277	121,277	-
11000-202-1110-08353	Regular Teaching	79,965	74,595	74,595	-
11000-202-1110-08354	Regular Teaching	96,207	2,302	2,302	-
11000-202-1110-09011	Regular Teaching	96,884	99,982	99,982	-
11000-202-1110-10023	Regular Teaching	87,493	92,611	92,611	-
11000-202-1110-11051	Regular Teaching	-	97,022	97,022	-
11000-202-1110-12044	Regular Teaching	106,779	115,550	115,550	-
11000-202-1110-12045	Regular Teaching	39,729	84,388	84,388	-
11000-202-1110-12046	Regular Teaching	-	115,227	115,227	-
11000-202-1110-12047	Regular Teaching	82,067	87,475	87,475	-
11000-202-1110-13052	Regular Teaching	-	127,280	127,280	-
11000-202-1110-13053	Regular Teaching	108,647	112,032	112,032	-
11000-202-1110-15011	Regular Teaching	105,618	97,022	97,022	-
11000-202-1110-15012	Regular Teaching	-	125,336	125,336	-
11000-202-1110-15013	Regular Teaching	-	116,038	116,038	-
11000-202-1110-15014	Regular Teaching	105,750	111,168	111,168	-
11000-202-1110-15015	Regular Teaching	92,468	1,976	1,976	-
11000-202-1110-15016	Regular Teaching	96,817	102,151	102,151	-
11000-202-1110-15017	Regular Teaching	72,986	92,611	92,611	-
11000-202-1110-15018	Regular Teaching	-	1,906	1,906	-
11000-202-1110-15091	Regular Teaching	-	125,336	125,336	-
11000-202-1110-16011	Regular Teaching	7,856	8,298	8,298	-
11000-202-1110-17011	Regular Teaching	-	120,076	120,076	-
11000-202-1110-17012	Regular Teaching	108,740	109,149	109,149	-
11000-202-1110-17013	Regular Teaching	-	121,277	121,277	-
11000-202-1110-17014	Regular Teaching	-	120,076	120,076	-
11000-202-1110-17016	Regular Teaching	92,850	98,092	98,092	-
11000-202-1110-17017	Regular Teaching	104,921	108,203	108,203	-
11000-202-1110-17018	Regular Teaching	75,422	80,259	80,259	-
11000-202-1110-19011	Regular Teaching	99,225	104,615	104,615	-
11000-202-1110-19050	Regular Teaching	47,069	99,410	99,410	-
11000-202-1110-19051	Regular Teaching	-	97,022	97,022	-
11000-202-1110-19111	Regular Teaching	-	113,762	113,762	-
11000-202-1110-20011	Regular Teaching	97,995	125,336	125,336	-
11000-202-1110-20014	Regular Teaching	102,852	108,327	108,327	-
11000-202-1110-20015	Regular Teaching	93,159	112,898	112,898	-
11000-202-1110-21056	Regular Teaching	105,870	111,414	111,414	-
11000-202-1110-22012	Regular Teaching	-	115,227	115,227	-
11000-202-1110-22013	Regular Teaching	89,832	95,004	95,004	-
11000-202-1110-22081	Regular Teaching	96,817	102,151	102,151	-
11000-202-1110-49997	Regular Teaching	21,463	120,076	120,076	-

Account Number	Description	2019 / 2020	2020 / 2021	Unrestricted	Restricted
		Est. Actuals	Budget		
11000-202-1210-12043	Admin & Supervisors - Certificated	131,978	135,041	135,041	-
11000-202-1210-16011	Admin & Supervisors - Certificated	104,378	110,246	110,246	-
11000-202-1220-22011	Other Non-instr Academ Sal, Contr	-	63,269	63,269	-
11000-202-1230-60300	Overload, Noninstructional & Contra	(20,834)	-	-	-
11000-202-1310-04010	Instructional Salaries, Adjunct	-	37,194	37,194	-
11000-202-1310-04990	Instructional Salaries, Adjunct	0	26,036	26,036	-
11000-202-1310-05010	Instructional Salaries, Adjunct	3,166	3,165	3,165	-
11000-202-1310-05020	Instructional Salaries, Adjunct	1,875	4,959	4,959	-
11000-202-1310-05050	Instructional Salaries, Adjunct	-	14,878	14,878	-
11000-202-1310-05063	Instructional Salaries, Adjunct	-	14,786	14,786	-
11000-202-1310-06020	Instructional Salaries, Adjunct	-	7,439	7,439	-
11000-202-1310-06146	Instructional Salaries, Adjunct	15,599	14,878	14,878	-
11000-202-1310-07010	Instructional Salaries, Adjunct	29,754	29,756	29,756	-
11000-202-1310-07021	Instructional Salaries, Adjunct	40,304	40,293	40,293	-
11000-202-1310-08350	Instructional Salaries, Adjunct	38,784	42,616	42,616	-
11000-202-1310-08355	Instructional Salaries, Adjunct	47,307	59,511	59,511	-
11000-202-1310-08370	Instructional Salaries, Adjunct	18,598	18,597	18,597	-
11000-202-1310-09010	Instructional Salaries, Adjunct	11,158	11,158	11,158	-
11000-202-1310-09340	Instructional Salaries, Adjunct	-	10,383	10,383	-
11000-202-1310-09543	Instructional Salaries, Adjunct	8,825	7,439	7,439	-
11000-202-1310-09560	Instructional Salaries, Adjunct	11,158	7,439	7,439	-
11000-202-1310-09565	Instructional Salaries, Adjunct	46,034	38,973	38,973	-
11000-202-1310-09567	Instructional Salaries, Adjunct	17,354	21,077	21,077	-
11000-202-1310-10010	Instructional Salaries, Adjunct	-	3,102	3,102	-
11000-202-1310-10020	Instructional Salaries, Adjunct	43,508	54,552	54,552	-
11000-202-1310-10040	Instructional Salaries, Adjunct	28,515	22,317	22,317	-
11000-202-1310-10070	Instructional Salaries, Adjunct	22,316	22,317	22,317	-
11000-202-1310-11050	Instructional Salaries, Adjunct	37,122	33,101	33,101	-
11000-202-1310-12042	Instructional Salaries, Adjunct	119,736	104,072	104,072	-
11000-202-1310-12500	Instructional Salaries, Adjunct	24,796	24,799	24,799	-
11000-202-1310-13051	Instructional Salaries, Adjunct	37,194	40,913	40,913	-
11000-202-1310-13052	Instructional Salaries, Adjunct	3,719	3,719	3,719	-
11000-202-1310-13059	Instructional Salaries, Adjunct	3,719	17,358	17,358	-
11000-202-1310-15010	Instructional Salaries, Adjunct	134,190	98,763	98,763	-
11000-202-1310-15060	Instructional Salaries, Adjunct	7,440	3,719	3,719	-
11000-202-1310-15090	Instructional Salaries, Adjunct	-	7,439	7,439	-
11000-202-1310-15990	Instructional Salaries, Adjunct	14,878	22,317	22,317	-
11000-202-1310-16010	Instructional Salaries, Adjunct	13,639	13,638	13,638	-
11000-202-1310-17010	Instructional Salaries, Adjunct	26,479	24,797	24,797	-
11000-202-1310-19050	Instructional Salaries, Adjunct	6,437	-	-	-
11000-202-1310-20010	Instructional Salaries, Adjunct	38,983	36,037	36,037	-
11000-202-1310-21050	Instructional Salaries, Adjunct	25,245	29,756	29,756	-
11000-202-1310-21051	Instructional Salaries, Adjunct	11,949	7,439	7,439	-

Account Number	Description	2019 / 2020	2020 / 2021	Unrestricted	Restricted
		Est. Actuals	Budget		
11000-202-1310-22050	Instructional Salaries, Adjunct	42,971	46,137	46,137	-
11000-202-1310-22060	Instructional Salaries, Adjunct	22,316	18,597	18,597	-
11000-202-1310-22070	Instructional Salaries, Adjunct	52,072	52,072	52,072	-
11000-202-1310-22080	Instructional Salaries, Adjunct	55,803	48,352	48,352	-
11000-202-1320-04010	Summer Session A (July/Aug)	27,917	11,158	11,158	-
11000-202-1320-04990	Summer Session A (July/Aug)	-	3,719	3,719	-
11000-202-1320-05010	Summer Session A (July/Aug)	3,721	1,860	1,860	-
11000-202-1320-05050	Summer Session A (July/Aug)	3,721	1,860	1,860	-
11000-202-1320-05063	Summer Session A (July/Aug)	7,442	3,719	3,719	-
11000-202-1320-06146	Summer Session A (July/Aug)	7,442	3,719	3,719	-
11000-202-1320-07010	Summer Session A (July/Aug)	9,302	6,199	6,199	-
11000-202-1320-07021	Summer Session A (July/Aug)	6,202	3,100	3,100	-
11000-202-1320-08350	Summer Session A (July/Aug)	17,462	13,018	13,018	-
11000-202-1320-08370	Summer Session A (July/Aug)	27,529	13,018	13,018	-
11000-202-1320-09565	Summer Session A (July/Aug)	3,751	3,719	3,719	-
11000-202-1320-10020	Summer Session A (July/Aug)	18,606	9,299	9,299	-
11000-202-1320-10040	Summer Session A (July/Aug)	7,442	3,719	3,719	-
11000-202-1320-10070	Summer Session A (July/Aug)	3,702	1,860	1,860	-
11000-202-1320-11050	Summer Session A (July/Aug)	30,372	15,229	15,229	-
11000-202-1320-13051	Summer Session A (July/Aug)	22,483	14,258	14,258	-
11000-202-1320-15010	Summer Session A (July/Aug)	55,833	26,656	26,656	-
11000-202-1320-15012	Summer Session A (July/Aug)	992	-	-	-
11000-202-1320-15014	Summer Session A (July/Aug)	1,860	-	-	-
11000-202-1320-15060	Summer Session A (July/Aug)	25,950	9,299	9,299	-
11000-202-1320-15990	Summer Session A (July/Aug)	-	1,860	1,860	-
11000-202-1320-16010	Summer Session A (July/Aug)	3,721	1,860	1,860	-
11000-202-1320-17010	Summer Session A (July/Aug)	59,009	32,854	32,854	-
11000-202-1320-19050	Summer Session A (July/Aug)	3,727	3,719	3,719	-
11000-202-1320-20010	Summer Session A (July/Aug)	19,983	10,539	10,539	-
11000-202-1320-21045	Summer Session A (July/Aug)	3,721	1,860	1,860	-
11000-202-1320-21050	Summer Session A (July/Aug)	7,443	5,579	5,579	-
11000-202-1320-22040	Summer Session A (July/Aug)	5,583	3,517	3,517	-
11000-202-1320-22050	Summer Session A (July/Aug)	25,929	13,018	13,018	-
11000-202-1320-22060	Summer Session A (July/Aug)	5,581	1,860	1,860	-
11000-202-1320-22070	Summer Session A (July/Aug)	18,604	7,439	7,439	-
11000-202-1320-22080	Summer Session A (July/Aug)	9,306	7,439	7,439	-
11000-202-1320-49301	Summer Session A (July/Aug)	10,543	16,738	16,738	-
11000-202-1320-49303	Summer Session A (July/Aug)	-	620	620	-
11000-202-1325-04010	Summer Session B (June)	-	11,158	11,158	-
11000-202-1325-04990	Summer Session B (June)	-	3,719	3,719	-
11000-202-1325-05010	Summer Session B (June)	-	1,860	1,860	-
11000-202-1325-05050	Summer Session B (June)	-	1,860	1,860	-
11000-202-1325-05063	Summer Session B (June)	-	3,719	3,719	-

Account Number	Description	2019 / 2020	2020 / 2021	Unrestricted	Restricted
		Est. Actuals	Budget		
11000-202-1325-06146	Summer Session B (June)	-	3,719	3,719	-
11000-202-1325-07010	Summer Session B (June)	-	6,199	6,199	-
11000-202-1325-07021	Summer Session B (June)	-	3,100	3,100	-
11000-202-1325-08350	Summer Session B (June)	-	13,018	13,018	-
11000-202-1325-08370	Summer Session B (June)	-	13,018	13,018	-
11000-202-1325-09565	Summer Session B (June)	-	3,719	3,719	-
11000-202-1325-10020	Summer Session B (June)	-	9,299	9,299	-
11000-202-1325-10040	Summer Session B (June)	-	3,719	3,719	-
11000-202-1325-10070	Summer Session B (June)	-	1,860	1,860	-
11000-202-1325-11050	Summer Session B (June)	-	15,229	15,229	-
11000-202-1325-13051	Summer Session B (June)	-	14,258	14,258	-
11000-202-1325-15010	Summer Session B (June)	-	26,656	26,656	-
11000-202-1325-15060	Summer Session B (June)	-	9,299	9,299	-
11000-202-1325-15990	Summer Session B (June)	-	1,860	1,860	-
11000-202-1325-16010	Summer Session B (June)	-	1,860	1,860	-
11000-202-1325-17010	Summer Session B (June)	-	32,854	32,854	-
11000-202-1325-19050	Summer Session B (June)	-	3,719	3,719	-
11000-202-1325-20010	Summer Session B (June)	-	10,539	10,539	-
11000-202-1325-21045	Summer Session B (June)	-	1,860	1,860	-
11000-202-1325-21050	Summer Session B (June)	-	5,579	5,579	-
11000-202-1325-22040	Summer Session B (June)	-	3,517	3,517	-
11000-202-1325-22050	Summer Session B (June)	-	13,018	13,018	-
11000-202-1325-22060	Summer Session B (June)	-	1,860	1,860	-
11000-202-1325-22070	Summer Session B (June)	-	7,439	7,439	-
11000-202-1325-22080	Summer Session B (June)	-	7,439	7,439	-
11000-202-1325-49301	Summer Session B (June)	-	16,738	16,738	-
11000-202-1325-49303	Summer Session B (June)	-	620	620	-
11000-202-1330-04011	Overload - Instructional	3,719	3,719	3,719	-
11000-202-1330-04012	Overload - Instructional	24,003	24,020	24,020	-
11000-202-1330-04013	Overload - Instructional	29,755	29,756	29,756	-
11000-202-1330-04014	Overload - Instructional	34,318	34,326	34,326	-
11000-202-1330-05061	Overload - Instructional	5,579	12,398	12,398	-
11000-202-1330-05062	Overload - Instructional	8,290	12,159	12,159	-
11000-202-1330-05063	Overload - Instructional	1,105	3,962	3,962	-
11000-202-1330-08350	Overload - Instructional	34,713	34,714	34,714	-
11000-202-1330-08351	Overload - Instructional	22,043	25,417	25,417	-
11000-202-1330-08352	Overload - Instructional	9,299	9,299	9,299	-
11000-202-1330-08353	Overload - Instructional	22,317	22,317	22,317	-
11000-202-1330-08354	Overload - Instructional	17,357	27,276	27,276	-
11000-202-1330-08355	Overload - Instructional	-	24,797	24,797	-
11000-202-1330-08370	Overload - Instructional	11,159	11,158	11,158	-
11000-202-1330-09011	Overload - Instructional	3,719	3,719	3,719	-
11000-202-1330-10023	Overload - Instructional	18,597	18,597	18,597	-

Account Number	Description	2019 / 2020	2020 / 2021	Unrestricted	Restricted
		Est. Actuals	Budget		
11000-202-1330-11051	Overload - Instructional	50,832	47,113	47,113	-
11000-202-1330-12042	Overload - Instructional	8,679	-	-	-
11000-202-1330-12046	Overload - Instructional	-	852	852	-
11000-202-1330-12047	Overload - Instructional	-	1,860	1,860	-
11000-202-1330-13051	Overload - Instructional	7,439	-	-	-
11000-202-1330-13052	Overload - Instructional	3,509	4,129	4,129	-
11000-202-1330-13053	Overload - Instructional	2,070	2,070	2,070	-
11000-202-1330-15010	Overload - Instructional	3,719	-	-	-
11000-202-1330-15011	Overload - Instructional	33,475	26,656	26,656	-
11000-202-1330-15012	Overload - Instructional	3,967	3,719	3,719	-
11000-202-1330-15013	Overload - Instructional	12,398	11,158	11,158	-
11000-202-1330-15014	Overload - Instructional	3,719	1,240	1,240	-
11000-202-1330-15015	Overload - Instructional	4,959	6,199	6,199	-
11000-202-1330-15016	Overload - Instructional	11,158	18,597	18,597	-
11000-202-1330-15017	Overload - Instructional	11,158	16,738	16,738	-
11000-202-1330-15018	Overload - Instructional	3,719	-	-	-
11000-202-1330-15091	Overload - Instructional	8,208	11,365	11,365	-
11000-202-1330-16011	Overload - Instructional	8,679	8,679	8,679	-
11000-202-1330-17011	Overload - Instructional	24,796	23,557	23,557	-
11000-202-1330-17013	Overload - Instructional	29,755	24,797	24,797	-
11000-202-1330-17014	Overload - Instructional	37,195	37,194	37,194	-
11000-202-1330-17016	Overload - Instructional	21,875	28,516	28,516	-
11000-202-1330-17017	Overload - Instructional	29,757	24,797	24,797	-
11000-202-1330-17018	Overload - Instructional	29,756	27,276	27,276	-
11000-202-1330-19011	Overload - Instructional	26,036	22,317	22,317	-
11000-202-1330-19050	Overload - Instructional	3,719	7,439	7,439	-
11000-202-1330-19051	Overload - Instructional	29,755	33,474	33,474	-
11000-202-1330-19111	Overload - Instructional	22,317	22,317	22,317	-
11000-202-1330-20011	Overload - Instructional	7,290	7,290	7,290	-
11000-202-1330-20014	Overload - Instructional	3,719	3,719	3,719	-
11000-202-1330-20015	Overload - Instructional	29,756	29,756	29,756	-
11000-202-1330-21050	Overload - Instructional	3,719	-	-	-
11000-202-1330-21056	Overload - Instructional	29,755	33,474	33,474	-
11000-202-1330-22011	Overload - Instructional	39,674	39,674	39,674	-
11000-202-1330-22012	Overload - Instructional	18,597	18,597	18,597	-
11000-202-1330-22013	Overload - Instructional	14,878	11,158	11,158	-
11000-202-1330-22040	Overload - Instructional	7,439	-	-	-
11000-202-1330-22081	Overload - Instructional	7,439	18,597	18,597	-
11000-202-1330-49301	Overload - Instructional	115,710	76,868	76,868	-
11000-202-1330-49308	Overload - Instructional	29,755	-	-	-
11000-202-1330-49994	Overload - Instructional	-	22,317	22,317	-
11000-202-1330-49997	Overload - Instructional	-	18,597	18,597	-
11000-202-1330-49999	Overload - Instructional	2,626	-	-	-

Account Number	Description	2019 / 2020	2020 / 2021	Unrestricted	Restricted
		Est. Actuals	Budget		
11000-202-1330-63200	Overload - Instructional	26,036	24,797	24,797	-
11000-202-1340-49999	Certif Inst Subs (Incl Master Tchr)	23,874	22,492	22,492	-
11000-202-1380-49999	Staff Development	11,459	13,000	13,000	-
11000-202-1385-49999	Office Hours	44,544	67,546	67,546	-
11000-202-1490-04012	Other Non-instr Academic Salaries	-	-	-	-
11000-202-1490-08351	Other Non-instr Academic Salaries	29,855	30,547	30,547	-
11000-202-1490-08353	Other Non-instr Academic Salaries	(7,060)	-	-	-
11000-202-1490-10020	Other Non-instr Academic Salaries	1,530	1,567	1,567	-
11000-202-1490-11051	Other Non-instr Academic Salaries	-	24,255	24,255	-
11000-202-1490-15011	Other Non-instr Academic Salaries	11,735	24,255	24,255	-
11000-202-1490-15013	Other Non-instr Academic Salaries	(2,197)	-	-	-
11000-202-1490-17012	Other Non-instr Academic Salaries	(2,066)	-	-	-
11000-202-1490-19051	Other Non-instr Academic Salaries	-	24,255	24,255	-
11000-202-1490-20011	Other Non-instr Academic Salaries	24,499	-	-	-
11000-202-1490-22011	Other Non-instr Academic Salaries	61,657	-	-	-
11000-202-1490-49999	Other Non-instr Academic Salaries	16,242	5,616	5,616	-
11000-202-1490-60100	Other Non-instr Academic Salaries	66,120	61,900	61,900	-
11000-202-2110-60100	Admin & Supervisors - Classified	92,251	106,128	106,128	-
11000-202-2110-60103	Admin & Supervisors - Classified	120,622	140,231	140,231	-
11000-202-2180-60100	Full Benefits Employees	107,964	115,982	115,982	-
11000-202-2185-60100	Overtime - Full Benefit Employees	14	-	-	-
11000-202-3110-04010	STRS - Certificated	14,314	10,950	10,950	-
11000-202-3110-04011	STRS - Certificated	19,256	21,341	21,341	-
11000-202-3110-04012	STRS - Certificated	24,850	27,261	27,261	-
11000-202-3110-04013	STRS - Certificated	22,676	25,407	25,407	-
11000-202-3110-04014	STRS - Certificated	24,591	27,089	27,089	-
11000-202-3110-04100	STRS - Certificated	7,452	16,976	16,976	-
11000-202-3110-04990	STRS - Certificated	-	6,160	6,160	-
11000-202-3110-05010	STRS - Certificated	1,178	1,266	1,266	-
11000-202-3110-05020	STRS - Certificated	722	912	912	-
11000-202-3110-05050	STRS - Certificated	1,908	3,422	3,422	-
11000-202-3110-05061	STRS - Certificated	20,645	2,773	2,773	-
11000-202-3110-05062	STRS - Certificated	13,283	15,869	15,869	-
11000-202-3110-05063	STRS - Certificated	13,298	24,727	24,727	-
11000-202-3110-06020	STRS - Certificated	2,544	1,369	1,369	-
11000-202-3110-06146	STRS - Certificated	3,940	4,106	4,106	-
11000-202-3110-07010	STRS - Certificated	848	7,757	7,757	-
11000-202-3110-07021	STRS - Certificated	2,651	8,555	8,555	-
11000-202-3110-08350	STRS - Certificated	8,185	19,019	19,019	-
11000-202-3110-08351	STRS - Certificated	8,875	10,296	10,296	-
11000-202-3110-08352	STRS - Certificated	21,858	24,026	24,026	-
11000-202-3110-08353	STRS - Certificated	16,283	17,832	17,832	-
11000-202-3110-08354	STRS - Certificated	19,419	5,443	5,443	-

Account Number	Description	2019 / 2020	2020 / 2021	Unrestricted	Restricted
		Est. Actuals	Budget		
11000-202-3110-08355	STRS - Certificated	3,558	15,512	15,512	-
11000-202-3110-08370	STRS - Certificated	6,616	10,266	10,266	-
11000-202-3110-09010	STRS - Certificated	1,908	2,054	2,054	-
11000-202-3110-09011	STRS - Certificated	17,203	19,081	19,081	-
11000-202-3110-09340	STRS - Certificated	-	1,911	1,911	-
11000-202-3110-09543	STRS - Certificated	1,509	1,369	1,369	-
11000-202-3110-09560	STRS - Certificated	-	1,369	1,369	-
11000-202-3110-09565	STRS - Certificated	2,412	8,540	8,540	-
11000-202-3110-09567	STRS - Certificated	-	3,878	3,878	-
11000-202-3110-10010	STRS - Certificated	-	571	571	-
11000-202-3110-10020	STRS - Certificated	8,844	13,748	13,748	-
11000-202-3110-10023	STRS - Certificated	18,141	20,462	20,462	-
11000-202-3110-10040	STRS - Certificated	6,149	5,475	5,475	-
11000-202-3110-10070	STRS - Certificated	4,449	4,791	4,791	-
11000-202-3110-11050	STRS - Certificated	10,863	11,695	11,695	-
11000-202-3110-11051	STRS - Certificated	28,960	30,984	30,984	-
11000-202-3110-12042	STRS - Certificated	7,633	19,149	19,149	-
11000-202-3110-12043	STRS - Certificated	22,568	24,847	24,847	-
11000-202-3110-12044	STRS - Certificated	18,259	21,261	21,261	-
11000-202-3110-12045	STRS - Certificated	6,794	15,527	15,527	-
11000-202-3110-12046	STRS - Certificated	18,762	21,358	21,358	-
11000-202-3110-12047	STRS - Certificated	14,033	16,438	16,438	-
11000-202-3110-12500	STRS - Certificated	-	4,563	4,563	-
11000-202-3110-13051	STRS - Certificated	10,205	12,775	12,775	-
11000-202-3110-13052	STRS - Certificated	22,507	24,864	24,864	-
11000-202-3110-13053	STRS - Certificated	18,933	20,995	20,995	-
11000-202-3110-13059	STRS - Certificated	636	3,194	3,194	-
11000-202-3110-15010	STRS - Certificated	32,375	27,982	27,982	-
11000-202-3110-15011	STRS - Certificated	25,792	27,220	27,220	-
11000-202-3110-15012	STRS - Certificated	21,795	23,747	23,747	-
11000-202-3110-15013	STRS - Certificated	21,513	23,405	23,405	-
11000-202-3110-15014	STRS - Certificated	19,345	20,683	20,683	-
11000-202-3110-15015	STRS - Certificated	16,660	1,504	1,504	-
11000-202-3110-15016	STRS - Certificated	18,464	22,217	22,217	-
11000-202-3110-15017	STRS - Certificated	14,389	20,119	20,119	-
11000-202-3110-15018	STRS - Certificated	636	351	351	-
11000-202-3110-15060	STRS - Certificated	5,710	4,106	4,106	-
11000-202-3110-15090	STRS - Certificated	-	1,369	1,369	-
11000-202-3110-15091	STRS - Certificated	22,350	25,153	25,153	-
11000-202-3110-15990	STRS - Certificated	-	4,791	4,791	-
11000-202-3110-16010	STRS - Certificated	2,969	3,194	3,194	-
11000-202-3110-16011	STRS - Certificated	20,676	23,409	23,409	-
11000-202-3110-17010	STRS - Certificated	13,559	16,653	16,653	-

Account Number	Description	2019 / 2020	2020 / 2021	Unrestricted	Restricted
		Est. Actuals	Budget		
11000-202-3110-17011	STRS - Certificated	23,252	26,428	26,428	-
11000-202-3110-17012	STRS - Certificated	22,128	20,083	20,083	-
11000-202-3110-17013	STRS - Certificated	25,156	26,878	26,878	-
11000-202-3110-17014	STRS - Certificated	25,373	28,937	28,937	-
11000-202-3110-17016	STRS - Certificated	19,618	23,295	23,295	-
11000-202-3110-17017	STRS - Certificated	23,030	24,472	24,472	-
11000-202-3110-17018	STRS - Certificated	17,985	19,786	19,786	-
11000-202-3110-19011	STRS - Certificated	21,420	23,355	23,355	-
11000-202-3110-19050	STRS - Certificated	10,423	21,029	21,029	-
11000-202-3110-19051	STRS - Certificated	25,356	28,475	28,475	-
11000-202-3110-19111	STRS - Certificated	22,684	25,039	25,039	-
11000-202-3110-20010	STRS - Certificated	3,904	10,508	10,508	-
11000-202-3110-20011	STRS - Certificated	22,193	24,404	24,404	-
11000-202-3110-20014	STRS - Certificated	18,224	20,617	20,617	-
11000-202-3110-20015	STRS - Certificated	23,811	26,248	26,248	-
11000-202-3110-21045	STRS - Certificated	636	685	685	-
11000-202-3110-21050	STRS - Certificated	3,809	7,528	7,528	-
11000-202-3110-21051	STRS - Certificated	8	1,369	1,369	-
11000-202-3110-21056	STRS - Certificated	23,192	26,660	26,660	-
11000-202-3110-22011	STRS - Certificated	17,328	18,941	18,941	-
11000-202-3110-22012	STRS - Certificated	21,942	24,624	24,624	-
11000-202-3110-22013	STRS - Certificated	17,905	19,620	19,620	-
11000-202-3110-22040	STRS - Certificated	2,227	1,295	1,295	-
11000-202-3110-22050	STRS - Certificated	9,874	13,280	13,280	-
11000-202-3110-22060	STRS - Certificated	3,180	4,106	4,106	-
11000-202-3110-22070	STRS - Certificated	6,361	12,319	12,319	-
11000-202-3110-22080	STRS - Certificated	8,907	11,634	11,634	-
11000-202-3110-22081	STRS - Certificated	17,828	22,217	22,217	-
11000-202-3110-49301	STRS - Certificated	11,237	20,303	20,303	-
11000-202-3110-49303	STRS - Certificated	-	228	228	-
11000-202-3110-49308	STRS - Certificated	5,088	-	-	-
11000-202-3110-49994	STRS - Certificated	-	4,106	4,106	-
11000-202-3110-49997	STRS - Certificated	19,012	25,516	25,516	-
11000-202-3110-49999	STRS - Certificated	15,114	19,992	19,992	-
11000-202-3110-60100	STRS - Certificated	11,438	11,390	11,390	-
11000-202-3110-63200	STRS - Certificated	4,452	4,563	4,563	-
11000-202-3120-60103	STRS - Classified	20,626	25,803	25,803	-
11000-202-3210-21050	PERS - Certificated	449	-	-	-
11000-202-3210-49301	PERS - Certificated	433	-	-	-
11000-202-3210-49999	PERS - Certificated	37	-	-	-
11000-202-3220-60100	PERS - Classified	39,478	50,420	50,420	-
11000-202-3310-04010	OASDI Instructional	1,214	862	862	-
11000-202-3310-04011	OASDI Instructional	1,633	1,682	1,682	-

Account Number	Description	2019 / 2020	2020 / 2021	Unrestricted	Restricted
		Est. Actuals	Budget		
11000-202-3310-04012	OASDI Instructional	2,107	2,149	2,149	-
11000-202-3310-04013	OASDI Instructional	1,908	2,002	2,002	-
11000-202-3310-04014	OASDI Instructional	2,086	2,135	2,135	-
11000-202-3310-04100	OASDI Instructional	629	1,337	1,337	-
11000-202-3310-04990	OASDI Instructional	-	485	485	-
11000-202-3310-05010	OASDI Instructional	100	100	100	-
11000-202-3310-05020	OASDI Instructional	61	72	72	-
11000-202-3310-05050	OASDI Instructional	1,300	270	270	-
11000-202-3310-05061	OASDI Instructional	1,751	219	219	-
11000-202-3310-05062	OASDI Instructional	1,127	1,250	1,250	-
11000-202-3310-05063	OASDI Instructional	1,213	1,948	1,948	-
11000-202-3310-06020	OASDI Instructional	216	108	108	-
11000-202-3310-06146	OASDI Instructional	334	324	324	-
11000-202-3310-07010	OASDI Instructional	957	611	611	-
11000-202-3310-07021	OASDI Instructional	674	674	674	-
11000-202-3310-08350	OASDI Instructional	3,991	1,499	1,499	-
11000-202-3310-08351	OASDI Instructional	752	812	812	-
11000-202-3310-08352	OASDI Instructional	1,853	1,894	1,894	-
11000-202-3310-08353	OASDI Instructional	1,381	1,406	1,406	-
11000-202-3310-08354	OASDI Instructional	1,647	429	429	-
11000-202-3310-08355	OASDI Instructional	2,329	1,222	1,222	-
11000-202-3310-08370	OASDI Instructional	1,984	809	809	-
11000-202-3310-09010	OASDI Instructional	162	161	161	-
11000-202-3310-09011	OASDI Instructional	1,451	1,504	1,504	-
11000-202-3310-09340	OASDI Instructional	-	151	151	-
11000-202-3310-09543	OASDI Instructional	128	108	108	-
11000-202-3310-09560	OASDI Instructional	854	108	108	-
11000-202-3310-09565	OASDI Instructional	2,934	673	673	-
11000-202-3310-09567	OASDI Instructional	1,328	306	306	-
11000-202-3310-10010	OASDI Instructional	-	45	45	-
11000-202-3310-10020	OASDI Instructional	970	1,083	1,083	-
11000-202-3310-10023	OASDI Instructional	1,538	1,612	1,612	-
11000-202-3310-10040	OASDI Instructional	521	431	431	-
11000-202-3310-10070	OASDI Instructional	377	377	377	-
11000-202-3310-11050	OASDI Instructional	1,225	921	921	-
11000-202-3310-11051	OASDI Instructional	2,456	2,443	2,443	-
11000-202-3310-12042	OASDI Instructional	5,634	1,509	1,509	-
11000-202-3310-12043	OASDI Instructional	1,914	1,958	1,958	-
11000-202-3310-12044	OASDI Instructional	1,548	1,676	1,676	-
11000-202-3310-12045	OASDI Instructional	576	1,224	1,224	-
11000-202-3310-12046	OASDI Instructional	1,591	1,684	1,684	-
11000-202-3310-12047	OASDI Instructional	1,183	1,296	1,296	-
11000-202-3310-12500	OASDI Instructional	1,897	360	360	-

Account Number	Description	2019 / 2020	2020 / 2021	Unrestricted	Restricted
		Est. Actuals	Budget		
11000-202-3310-13051	OASDI Instructional	1,435	1,006	1,006	-
11000-202-3310-13052	OASDI Instructional	1,909	1,959	1,959	-
11000-202-3310-13053	OASDI Instructional	1,605	1,655	1,655	-
11000-202-3310-13059	OASDI Instructional	54	251	251	-
11000-202-3310-15010	OASDI Instructional	3,392	2,205	2,205	-
11000-202-3310-15011	OASDI Instructional	2,168	2,145	2,145	-
11000-202-3310-15012	OASDI Instructional	1,848	1,871	1,871	-
11000-202-3310-15013	OASDI Instructional	1,824	1,843	1,843	-
11000-202-3310-15014	OASDI Instructional	1,641	1,630	1,630	-
11000-202-3310-15015	OASDI Instructional	1,413	119	119	-
11000-202-3310-15016	OASDI Instructional	1,561	1,752	1,752	-
11000-202-3310-15017	OASDI Instructional	1,221	1,585	1,585	-
11000-202-3310-15018	OASDI Instructional	54	28	28	-
11000-202-3310-15060	OASDI Instructional	484	324	324	-
11000-202-3310-15090	OASDI Instructional	-	108	108	-
11000-202-3310-15091	OASDI Instructional	1,895	1,982	1,982	-
11000-202-3310-15990	OASDI Instructional	-	377	377	-
11000-202-3310-16010	OASDI Instructional	252	251	251	-
11000-202-3310-16011	OASDI Instructional	1,742	1,845	1,845	-
11000-202-3310-17010	OASDI Instructional	1,239	1,312	1,312	-
11000-202-3310-17011	OASDI Instructional	1,972	2,082	2,082	-
11000-202-3310-17012	OASDI Instructional	1,541	1,583	1,583	-
11000-202-3310-17013	OASDI Instructional	2,133	2,119	2,119	-
11000-202-3310-17014	OASDI Instructional	2,135	2,281	2,281	-
11000-202-3310-17016	OASDI Instructional	1,658	1,836	1,836	-
11000-202-3310-17017	OASDI Instructional	1,886	1,929	1,929	-
11000-202-3310-17018	OASDI Instructional	1,520	1,558	1,558	-
11000-202-3310-19011	OASDI Instructional	1,816	1,840	1,840	-
11000-202-3310-19050	OASDI Instructional	884	1,658	1,658	-
11000-202-3310-19051	OASDI Instructional	2,150	2,244	2,244	-
11000-202-3310-19111	OASDI Instructional	1,924	1,973	1,973	-
11000-202-3310-20010	OASDI Instructional	3,095	828	828	-
11000-202-3310-20011	OASDI Instructional	1,882	1,923	1,923	-
11000-202-3310-20014	OASDI Instructional	1,544	1,625	1,625	-
11000-202-3310-20015	OASDI Instructional	2,019	2,068	2,068	-
11000-202-3310-21045	OASDI Instructional	54	54	54	-
11000-202-3310-21050	OASDI Instructional	1,558	594	594	-
11000-202-3310-21051	OASDI Instructional	911	108	108	-
11000-202-3310-21056	OASDI Instructional	1,967	2,101	2,101	-
11000-202-3310-22011	OASDI Instructional	1,469	1,492	1,492	-
11000-202-3310-22012	OASDI Instructional	1,861	1,941	1,941	-
11000-202-3310-22013	OASDI Instructional	1,485	1,545	1,545	-
11000-202-3310-22040	OASDI Instructional	189	102	102	-

Account Number	Description	2019 / 2020	2020 / 2021	Unrestricted	Restricted
		Est. Actuals	Budget		
11000-202-3310-22050	OASDI Instructional	1,691	1,046	1,046	-
11000-202-3310-22060	OASDI Instructional	405	324	324	-
11000-202-3310-22070	OASDI Instructional	3,100	971	971	-
11000-202-3310-22080	OASDI Instructional	1,751	917	917	-
11000-202-3310-22081	OASDI Instructional	1,512	1,752	1,752	-
11000-202-3310-49301	OASDI Instructional	5,580	1,600	1,600	-
11000-202-3310-49303	OASDI Instructional	-	18	18	-
11000-202-3310-49308	OASDI Instructional	431	-	-	-
11000-202-3310-49994	OASDI Instructional	-	324	324	-
11000-202-3310-49997	OASDI Instructional	1,604	2,011	2,011	-
11000-202-3310-49999	OASDI Instructional	3,554	1,576	1,576	-
11000-202-3310-60100	OASDI Instructional	1,024	898	898	-
11000-202-3310-63200	OASDI Instructional	377	360	360	-
11000-202-3320-60100	OASDI Noninstructional	15,323	16,991	16,991	-
11000-202-3320-60103	OASDI Noninstructional	1,751	2,033	2,033	-
11000-202-3410-04011	H&W Certificated	19,331	20,559	20,559	-
11000-202-3410-04012	H&W Certificated	19,016	20,559	20,559	-
11000-202-3410-04013	H&W Certificated	19,331	20,559	20,559	-
11000-202-3410-04014	H&W Certificated	19,331	20,559	20,559	-
11000-202-3410-04100	H&W Certificated	9,752	20,559	20,559	-
11000-202-3410-05061	H&W Certificated	17,706	-	-	-
11000-202-3410-05062	H&W Certificated	17,792	20,559	20,559	-
11000-202-3410-05063	H&W Certificated	8,127	20,559	20,559	-
11000-202-3410-07021	H&W Certificated	920	1,000	1,000	-
11000-202-3410-08351	H&W Certificated	3,864	4,112	4,112	-
11000-202-3410-08352	H&W Certificated	19,331	20,559	20,559	-
11000-202-3410-08353	H&W Certificated	9,508	10,279	10,279	-
11000-202-3410-08354	H&W Certificated	17,420	-	-	-
11000-202-3410-09011	H&W Certificated	19,016	20,559	20,559	-
11000-202-3410-10020	H&W Certificated	410	-	-	-
11000-202-3410-10023	H&W Certificated	19,331	20,559	20,559	-
11000-202-3410-11050	H&W Certificated	131	-	-	-
11000-202-3410-11051	H&W Certificated	15,333	20,559	20,559	-
11000-202-3410-12043	H&W Certificated	19,016	20,679	20,679	-
11000-202-3410-12044	H&W Certificated	19,331	20,559	20,559	-
11000-202-3410-12045	H&W Certificated	9,752	20,559	20,559	-
11000-202-3410-12046	H&W Certificated	19,016	20,559	20,559	-
11000-202-3410-12047	H&W Certificated	19,331	20,559	20,559	-
11000-202-3410-13052	H&W Certificated	19,331	20,559	20,559	-
11000-202-3410-13053	H&W Certificated	19,331	20,559	20,559	-
11000-202-3410-15010	H&W Certificated	9,752	-	-	-
11000-202-3410-15011	H&W Certificated	19,019	20,559	20,559	-
11000-202-3410-15012	H&W Certificated	19,331	20,559	20,559	-

Account Number	Description	2019 / 2020	2020 / 2021	Unrestricted	Restricted
		Est. Actuals	Budget		
11000-202-3410-15013	H&W Certificated	19,061	20,559	20,559	-
11000-202-3410-15014	H&W Certificated	19,331	20,559	20,559	-
11000-202-3410-15015	H&W Certificated	17,360	-	-	-
11000-202-3410-15016	H&W Certificated	19,331	20,559	20,559	-
11000-202-3410-15017	H&W Certificated	18,639	20,559	20,559	-
11000-202-3410-15018	H&W Certificated	1,539	-	-	-
11000-202-3410-15091	H&W Certificated	15,343	20,559	20,559	-
11000-202-3410-15990	H&W Certificated	410	386	386	-
11000-202-3410-16011	H&W Certificated	19,226	20,559	20,559	-
11000-202-3410-17011	H&W Certificated	19,331	20,559	20,559	-
11000-202-3410-17012	H&W Certificated	18,324	20,559	20,559	-
11000-202-3410-17013	H&W Certificated	15,343	20,559	20,559	-
11000-202-3410-17014	H&W Certificated	19,331	20,559	20,559	-
11000-202-3410-17016	H&W Certificated	17,792	20,559	20,559	-
11000-202-3410-17017	H&W Certificated	15,028	20,559	20,559	-
11000-202-3410-17018	H&W Certificated	19,331	20,559	20,559	-
11000-202-3410-19011	H&W Certificated	19,331	20,559	20,559	-
11000-202-3410-19050	H&W Certificated	12,880	20,559	20,559	-
11000-202-3410-19051	H&W Certificated	19,320	20,559	20,559	-
11000-202-3410-19111	H&W Certificated	15,028	20,559	20,559	-
11000-202-3410-20011	H&W Certificated	19,541	20,559	20,559	-
11000-202-3410-20014	H&W Certificated	19,330	20,559	20,559	-
11000-202-3410-20015	H&W Certificated	19,331	20,559	20,559	-
11000-202-3410-21056	H&W Certificated	19,331	20,559	20,559	-
11000-202-3410-22011	H&W Certificated	9,771	10,279	10,279	-
11000-202-3410-22012	H&W Certificated	15,343	20,559	20,559	-
11000-202-3410-22013	H&W Certificated	19,331	20,559	20,559	-
11000-202-3410-22081	H&W Certificated	17,792	20,559	20,559	-
11000-202-3410-49997	H&W Certificated	19,331	20,559	20,559	-
11000-202-3410-49999	H&W Certificated	161	-	-	-
11000-202-3410-60100	H&W Certificated	42	-	-	-
11000-202-3420-60100	H&W Noninstructional	61,352	72,136	72,136	-
11000-202-3420-60103	H&W Noninstructional	14,150	20,679	20,679	-
11000-202-3510-04010	Unemployment Ins - Certificated	43	29	29	-
11000-202-3510-04011	Unemployment Ins - Certificated	57	58	58	-
11000-202-3510-04012	Unemployment Ins - Certificated	73	74	74	-
11000-202-3510-04013	Unemployment Ins - Certificated	66	69	69	-
11000-202-3510-04014	Unemployment Ins - Certificated	72	74	74	-
11000-202-3510-04100	Unemployment Ins - Certificated	22	46	46	-
11000-202-3510-04990	Unemployment Ins - Certificated	-	17	17	-
11000-202-3510-05010	Unemployment Ins - Certificated	3	4	4	-
11000-202-3510-05020	Unemployment Ins - Certificated	2	3	3	-
11000-202-3510-05050	Unemployment Ins - Certificated	13	10	10	-

Account Number	Description	2019 / 2020	2020 / 2021	Unrestricted	Restricted
		Est. Actuals	Budget		
11000-202-3510-05061	Unemployment Ins - Certificated	61	8	8	-
11000-202-3510-05062	Unemployment Ins - Certificated	39	43	43	-
11000-202-3510-05063	Unemployment Ins - Certificated	39	67	67	-
11000-202-3510-06020	Unemployment Ins - Certificated	7	4	4	-
11000-202-3510-06146	Unemployment Ins - Certificated	11	11	11	-
11000-202-3510-07010	Unemployment Ins - Certificated	20	22	22	-
11000-202-3510-07021	Unemployment Ins - Certificated	23	23	23	-
11000-202-3510-08350	Unemployment Ins - Certificated	45	52	52	-
11000-202-3510-08351	Unemployment Ins - Certificated	26	28	28	-
11000-202-3510-08352	Unemployment Ins - Certificated	64	66	66	-
11000-202-3510-08353	Unemployment Ins - Certificated	48	48	48	-
11000-202-3510-08354	Unemployment Ins - Certificated	57	15	15	-
11000-202-3510-08355	Unemployment Ins - Certificated	24	42	42	-
11000-202-3510-08370	Unemployment Ins - Certificated	29	28	28	-
11000-202-3510-09010	Unemployment Ins - Certificated	6	6	6	-
11000-202-3510-09011	Unemployment Ins - Certificated	50	52	52	-
11000-202-3510-09340	Unemployment Ins - Certificated	-	5	5	-
11000-202-3510-09543	Unemployment Ins - Certificated	4	4	4	-
11000-202-3510-09560	Unemployment Ins - Certificated	6	4	4	-
11000-202-3510-09565	Unemployment Ins - Certificated	25	23	23	-
11000-202-3510-09567	Unemployment Ins - Certificated	9	11	11	-
11000-202-3510-10010	Unemployment Ins - Certificated	-	2	2	-
11000-202-3510-10020	Unemployment Ins - Certificated	32	37	37	-
11000-202-3510-10023	Unemployment Ins - Certificated	53	56	56	-
11000-202-3510-10040	Unemployment Ins - Certificated	18	15	15	-
11000-202-3510-10070	Unemployment Ins - Certificated	13	13	13	-
11000-202-3510-11050	Unemployment Ins - Certificated	34	32	32	-
11000-202-3510-11051	Unemployment Ins - Certificated	86	84	84	-
11000-202-3510-12042	Unemployment Ins - Certificated	64	52	52	-
11000-202-3510-12043	Unemployment Ins - Certificated	66	68	68	-
11000-202-3510-12044	Unemployment Ins - Certificated	53	58	58	-
11000-202-3510-12045	Unemployment Ins - Certificated	20	42	42	-
11000-202-3510-12046	Unemployment Ins - Certificated	55	58	58	-
11000-202-3510-12047	Unemployment Ins - Certificated	41	45	45	-
11000-202-3510-12500	Unemployment Ins - Certificated	12	13	13	-
11000-202-3510-13051	Unemployment Ins - Certificated	34	35	35	-
11000-202-3510-13052	Unemployment Ins - Certificated	65	68	68	-
11000-202-3510-13053	Unemployment Ins - Certificated	55	57	57	-
11000-202-3510-13059	Unemployment Ins - Certificated	2	9	9	-
11000-202-3510-15010	Unemployment Ins - Certificated	104	76	76	-
11000-202-3510-15011	Unemployment Ins - Certificated	74	75	75	-
11000-202-3510-15012	Unemployment Ins - Certificated	64	65	65	-
11000-202-3510-15013	Unemployment Ins - Certificated	63	64	64	-

Account Number	Description	2019 / 2020	2020 / 2021	Unrestricted	Restricted
		Est. Actuals	Budget		
11000-202-3510-15014	Unemployment Ins - Certificated	57	57	57	-
11000-202-3510-15015	Unemployment Ins - Certificated	49	5	5	-
11000-202-3510-15016	Unemployment Ins - Certificated	54	61	61	-
11000-202-3510-15017	Unemployment Ins - Certificated	42	55	55	-
11000-202-3510-15018	Unemployment Ins - Certificated	2	1	1	-
11000-202-3510-15060	Unemployment Ins - Certificated	17	11	11	-
11000-202-3510-15090	Unemployment Ins - Certificated	-	4	4	-
11000-202-3510-15091	Unemployment Ins - Certificated	65	69	69	-
11000-202-3510-15990	Unemployment Ins - Certificated	-	13	13	-
11000-202-3510-16010	Unemployment Ins - Certificated	9	9	9	-
11000-202-3510-16011	Unemployment Ins - Certificated	60	63	63	-
11000-202-3510-17010	Unemployment Ins - Certificated	43	45	45	-
11000-202-3510-17011	Unemployment Ins - Certificated	69	72	72	-
11000-202-3510-17012	Unemployment Ins - Certificated	54	55	55	-
11000-202-3510-17013	Unemployment Ins - Certificated	74	74	74	-
11000-202-3510-17014	Unemployment Ins - Certificated	73	79	79	-
11000-202-3510-17016	Unemployment Ins - Certificated	57	64	64	-
11000-202-3510-17017	Unemployment Ins - Certificated	66	67	67	-
11000-202-3510-17018	Unemployment Ins - Certificated	53	54	54	-
11000-202-3510-19011	Unemployment Ins - Certificated	63	63	63	-
11000-202-3510-19050	Unemployment Ins - Certificated	30	58	58	-
11000-202-3510-19051	Unemployment Ins - Certificated	75	78	78	-
11000-202-3510-19111	Unemployment Ins - Certificated	67	68	68	-
11000-202-3510-20010	Unemployment Ins - Certificated	29	28	28	-
11000-202-3510-20011	Unemployment Ins - Certificated	65	66	66	-
11000-202-3510-20014	Unemployment Ins - Certificated	53	56	56	-
11000-202-3510-20015	Unemployment Ins - Certificated	70	71	71	-
11000-202-3510-21045	Unemployment Ins - Certificated	2	2	2	-
11000-202-3510-21050	Unemployment Ins - Certificated	18	21	21	-
11000-202-3510-21051	Unemployment Ins - Certificated	6	4	4	-
11000-202-3510-21056	Unemployment Ins - Certificated	68	73	73	-
11000-202-3510-22011	Unemployment Ins - Certificated	51	52	52	-
11000-202-3510-22012	Unemployment Ins - Certificated	65	68	68	-
11000-202-3510-22013	Unemployment Ins - Certificated	52	53	53	-
11000-202-3510-22040	Unemployment Ins - Certificated	7	4	4	-
11000-202-3510-22050	Unemployment Ins - Certificated	35	36	36	-
11000-202-3510-22060	Unemployment Ins - Certificated	14	11	11	-
11000-202-3510-22070	Unemployment Ins - Certificated	36	33	33	-
11000-202-3510-22080	Unemployment Ins - Certificated	33	31	31	-
11000-202-3510-22081	Unemployment Ins - Certificated	52	61	61	-
11000-202-3510-49301	Unemployment Ins - Certificated	63	55	55	-
11000-202-3510-49303	Unemployment Ins - Certificated	-	1	1	-
11000-202-3510-49308	Unemployment Ins - Certificated	15	-	-	-

Account Number	Description	2019 / 2020	2020 / 2021	Unrestricted	Restricted
		Est. Actuals	Budget		
11000-202-3510-49994	Unemployment Ins - Certificated	-	11	11	-
11000-202-3510-49997	Unemployment Ins - Certificated	56	70	70	-
11000-202-3510-49999	Unemployment Ins - Certificated	63	55	55	-
11000-202-3510-60100	Unemployment Ins - Certificated	34	31	31	-
11000-202-3510-63200	Unemployment Ins - Certificated	13	13	13	-
11000-202-3520-60100	Unemployment Ins. - Classified	100	112	112	-
11000-202-3520-60103	Unemployment Ins. - Classified	60	70	70	-
11000-202-3610-04010	Workers Comp - Certificated	1,028	725	725	-
11000-202-3610-04011	Workers Comp - Certificated	1,376	1,412	1,412	-
11000-202-3610-04012	Workers Comp - Certificated	1,778	1,804	1,804	-
11000-202-3610-04013	Workers Comp - Certificated	1,606	1,682	1,682	-
11000-202-3610-04014	Workers Comp - Certificated	1,746	1,794	1,794	-
11000-202-3610-04100	Workers Comp - Certificated	530	1,123	1,123	-
11000-202-3610-04990	Workers Comp - Certificated	-	408	408	-
11000-202-3610-05010	Workers Comp - Certificated	80	84	84	-
11000-202-3610-05020	Workers Comp - Certificated	51	61	61	-
11000-202-3610-05050	Workers Comp - Certificated	317	227	227	-
11000-202-3610-05061	Workers Comp - Certificated	1,482	185	185	-
11000-202-3610-05062	Workers Comp - Certificated	946	1,050	1,050	-
11000-202-3610-05063	Workers Comp - Certificated	957	1,638	1,638	-
11000-202-3610-06020	Workers Comp - Certificated	183	91	91	-
11000-202-3610-06146	Workers Comp - Certificated	272	272	272	-
11000-202-3610-07010	Workers Comp - Certificated	462	513	513	-
11000-202-3610-07021	Workers Comp - Certificated	563	566	566	-
11000-202-3610-08350	Workers Comp - Certificated	1,104	1,259	1,259	-
11000-202-3610-08351	Workers Comp - Certificated	635	682	682	-
11000-202-3610-08352	Workers Comp - Certificated	1,563	1,590	1,590	-
11000-202-3610-08353	Workers Comp - Certificated	1,166	1,181	1,181	-
11000-202-3610-08354	Workers Comp - Certificated	1,389	359	359	-
11000-202-3610-08355	Workers Comp - Certificated	578	1,027	1,027	-
11000-202-3610-08370	Workers Comp - Certificated	700	680	680	-
11000-202-3610-09010	Workers Comp - Certificated	136	136	136	-
11000-202-3610-09011	Workers Comp - Certificated	1,219	1,263	1,263	-
11000-202-3610-09340	Workers Comp - Certificated	-	126	126	-
11000-202-3610-09543	Workers Comp - Certificated	107	91	91	-
11000-202-3610-09560	Workers Comp - Certificated	136	91	91	-
11000-202-3610-09565	Workers Comp - Certificated	606	565	565	-
11000-202-3610-09567	Workers Comp - Certificated	211	257	257	-
11000-202-3610-10010	Workers Comp - Certificated	-	38	38	-
11000-202-3610-10020	Workers Comp - Certificated	761	910	910	-
11000-202-3610-10023	Workers Comp - Certificated	1,295	1,356	1,356	-
11000-202-3610-10040	Workers Comp - Certificated	431	363	363	-
11000-202-3610-10070	Workers Comp - Certificated	313	317	317	-

Account Number	Description	2019 / 2020	2020 / 2021	Unrestricted	Restricted
		Est. Actuals	Budget		
11000-202-3610-11050	Workers Comp - Certificated	821	775	775	-
11000-202-3610-11051	Workers Comp - Certificated	2,086	2,050	2,050	-
11000-202-3610-12042	Workers Comp - Certificated	1,564	1,267	1,267	-
11000-202-3610-12043	Workers Comp - Certificated	1,610	1,644	1,644	-
11000-202-3610-12044	Workers Comp - Certificated	1,301	1,408	1,408	-
11000-202-3610-12045	Workers Comp - Certificated	484	1,028	1,028	-
11000-202-3610-12046	Workers Comp - Certificated	1,337	1,415	1,415	-
11000-202-3610-12047	Workers Comp - Certificated	994	1,087	1,087	-
11000-202-3610-12500	Workers Comp - Certificated	302	302	302	-
11000-202-3610-13051	Workers Comp - Certificated	809	846	846	-
11000-202-3610-13052	Workers Comp - Certificated	1,583	1,646	1,646	-
11000-202-3610-13053	Workers Comp - Certificated	1,339	1,389	1,389	-
11000-202-3610-13059	Workers Comp - Certificated	45	211	211	-
11000-202-3610-15010	Workers Comp - Certificated	2,527	1,852	1,852	-
11000-202-3610-15011	Workers Comp - Certificated	1,807	1,802	1,802	-
11000-202-3610-15012	Workers Comp - Certificated	1,553	1,572	1,572	-
11000-202-3610-15013	Workers Comp - Certificated	1,542	1,549	1,549	-
11000-202-3610-15014	Workers Comp - Certificated	1,378	1,370	1,370	-
11000-202-3610-15015	Workers Comp - Certificated	1,187	99	99	-
11000-202-3610-15016	Workers Comp - Certificated	1,311	1,471	1,471	-
11000-202-3610-15017	Workers Comp - Certificated	1,030	1,332	1,332	-
11000-202-3610-15018	Workers Comp - Certificated	45	23	23	-
11000-202-3610-15060	Workers Comp - Certificated	386	272	272	-
11000-202-3610-15090	Workers Comp - Certificated	-	91	91	-
11000-202-3610-15091	Workers Comp - Certificated	1,592	1,666	1,666	-
11000-202-3610-15990	Workers Comp - Certificated	-	317	317	-
11000-202-3610-16010	Workers Comp - Certificated	208	211	211	-
11000-202-3610-16011	Workers Comp - Certificated	1,466	1,550	1,550	-
11000-202-3610-17010	Workers Comp - Certificated	1,049	1,102	1,102	-
11000-202-3610-17011	Workers Comp - Certificated	1,670	1,749	1,749	-
11000-202-3610-17012	Workers Comp - Certificated	1,309	1,329	1,329	-
11000-202-3610-17013	Workers Comp - Certificated	1,805	1,779	1,779	-
11000-202-3610-17014	Workers Comp - Certificated	1,773	1,915	1,915	-
11000-202-3610-17016	Workers Comp - Certificated	1,395	1,541	1,541	-
11000-202-3610-17017	Workers Comp - Certificated	1,596	1,621	1,621	-
11000-202-3610-17018	Workers Comp - Certificated	1,283	1,309	1,309	-
11000-202-3610-19011	Workers Comp - Certificated	1,536	1,546	1,546	-
11000-202-3610-19050	Workers Comp - Certificated	742	1,391	1,391	-
11000-202-3610-19051	Workers Comp - Certificated	1,816	1,885	1,885	-
11000-202-3610-19111	Workers Comp - Certificated	1,622	1,657	1,657	-
11000-202-3610-20010	Workers Comp - Certificated	713	695	695	-
11000-202-3610-20011	Workers Comp - Certificated	1,577	1,616	1,616	-
11000-202-3610-20014	Workers Comp - Certificated	1,301	1,364	1,364	-

Account Number	Description	2019 / 2020	2020 / 2021	Unrestricted	Restricted
		Est. Actuals	Budget		
11000-202-3610-20015	Workers Comp - Certificated	1,705	1,738	1,738	-
11000-202-3610-21045	Workers Comp - Certificated	45	45	45	-
11000-202-3610-21050	Workers Comp - Certificated	439	499	499	-
11000-202-3610-21051	Workers Comp - Certificated	146	91	91	-
11000-202-3610-21056	Workers Comp - Certificated	1,666	1,766	1,766	-
11000-202-3610-22011	Workers Comp - Certificated	1,242	1,253	1,253	-
11000-202-3610-22012	Workers Comp - Certificated	1,573	1,631	1,631	-
11000-202-3610-22013	Workers Comp - Certificated	1,256	1,299	1,299	-
11000-202-3610-22040	Workers Comp - Certificated	159	86	86	-
11000-202-3610-22050	Workers Comp - Certificated	839	879	879	-
11000-202-3610-22060	Workers Comp - Certificated	341	272	272	-
11000-202-3610-22070	Workers Comp - Certificated	858	816	816	-
11000-202-3610-22080	Workers Comp - Certificated	789	771	771	-
11000-202-3610-22081	Workers Comp - Certificated	1,270	1,471	1,471	-
11000-202-3610-49301	Workers Comp - Certificated	1,538	1,344	1,344	-
11000-202-3610-49303	Workers Comp - Certificated	-	15	15	-
11000-202-3610-49308	Workers Comp - Certificated	362	-	-	-
11000-202-3610-49994	Workers Comp - Certificated	-	272	272	-
11000-202-3610-49997	Workers Comp - Certificated	1,359	1,689	1,689	-
11000-202-3610-49999	Workers Comp - Certificated	1,551	1,324	1,324	-
11000-202-3610-60100	Workers Comp - Certificated	826	754	754	-
11000-202-3610-63200	Workers Comp - Certificated	317	302	302	-
11000-202-3620-60100	Workers Comp - Classified	2,437	2,706	2,706	-
11000-202-3620-60103	Workers Comp - Classified	1,472	1,708	1,708	-
11000-202-3751-04011	OPEB Instructional & Certificated	3,000	3,000	3,000	-
11000-202-3751-04012	OPEB Instructional & Certificated	3,000	3,000	3,000	-
11000-202-3751-04013	OPEB Instructional & Certificated	3,000	3,000	3,000	-
11000-202-3751-04014	OPEB Instructional & Certificated	3,000	3,000	3,000	-
11000-202-3751-04100	OPEB Instructional & Certificated	1,500	3,000	3,000	-
11000-202-3751-05061	OPEB Instructional & Certificated	2,750	-	-	-
11000-202-3751-05062	OPEB Instructional & Certificated	2,750	3,000	3,000	-
11000-202-3751-05063	OPEB Instructional & Certificated	1,250	3,000	3,000	-
11000-202-3751-08351	OPEB Instructional & Certificated	600	600	600	-
11000-202-3751-08352	OPEB Instructional & Certificated	3,000	3,000	3,000	-
11000-202-3751-08353	OPEB Instructional & Certificated	1,500	1,500	1,500	-
11000-202-3751-08354	OPEB Instructional & Certificated	2,750	3,000	3,000	-
11000-202-3751-09011	OPEB Instructional & Certificated	3,000	3,000	3,000	-
11000-202-3751-10023	OPEB Instructional & Certificated	3,000	3,000	3,000	-
11000-202-3751-11051	OPEB Instructional & Certificated	2,998	3,000	3,000	-
11000-202-3751-12043	OPEB Instructional & Certificated	3,000	3,000	3,000	-
11000-202-3751-12044	OPEB Instructional & Certificated	3,000	3,000	3,000	-
11000-202-3751-12045	OPEB Instructional & Certificated	1,500	3,000	3,000	-
11000-202-3751-12046	OPEB Instructional & Certificated	3,000	3,000	3,000	-

Account Number	Description	2019 / 2020	2020 / 2021	Unrestricted	Restricted
		Est. Actuals	Budget		
11000-202-3751-12047	OPEB Instructional & Certificated	3,000	3,000	3,000	-
11000-202-3751-13052	OPEB Instructional & Certificated	3,000	3,000	3,000	-
11000-202-3751-13053	OPEB Instructional & Certificated	3,000	3,000	3,000	-
11000-202-3751-15010	OPEB Instructional & Certificated	1,500	-	-	-
11000-202-3751-15011	OPEB Instructional & Certificated	2,998	3,000	3,000	-
11000-202-3751-15012	OPEB Instructional & Certificated	3,000	3,000	3,000	-
11000-202-3751-15013	OPEB Instructional & Certificated	3,000	3,000	3,000	-
11000-202-3751-15014	OPEB Instructional & Certificated	3,000	3,000	3,000	-
11000-202-3751-15015	OPEB Instructional & Certificated	2,750	-	-	-
11000-202-3751-15016	OPEB Instructional & Certificated	3,000	3,000	3,000	-
11000-202-3751-15017	OPEB Instructional & Certificated	3,000	3,000	3,000	-
11000-202-3751-15018	OPEB Instructional & Certificated	250	-	-	-
11000-202-3751-15091	OPEB Instructional & Certificated	3,000	3,000	3,000	-
11000-202-3751-16011	OPEB Instructional & Certificated	3,000	3,000	3,000	-
11000-202-3751-17011	OPEB Instructional & Certificated	3,000	3,000	3,000	-
11000-202-3751-17012	OPEB Instructional & Certificated	3,000	3,000	3,000	-
11000-202-3751-17013	OPEB Instructional & Certificated	3,000	3,000	3,000	-
11000-202-3751-17014	OPEB Instructional & Certificated	3,000	3,000	3,000	-
11000-202-3751-17016	OPEB Instructional & Certificated	15,664	3,000	3,000	-
11000-202-3751-17017	OPEB Instructional & Certificated	3,000	3,000	3,000	-
11000-202-3751-17018	OPEB Instructional & Certificated	3,000	3,000	3,000	-
11000-202-3751-19011	OPEB Instructional & Certificated	3,000	3,000	3,000	-
11000-202-3751-19050	OPEB Instructional & Certificated	1,500	3,000	3,000	-
11000-202-3751-19051	OPEB Instructional & Certificated	2,998	3,000	3,000	-
11000-202-3751-19111	OPEB Instructional & Certificated	3,000	3,000	3,000	-
11000-202-3751-20011	OPEB Instructional & Certificated	3,000	3,000	3,000	-
11000-202-3751-20014	OPEB Instructional & Certificated	2,750	3,000	3,000	-
11000-202-3751-20015	OPEB Instructional & Certificated	3,000	3,000	3,000	-
11000-202-3751-21056	OPEB Instructional & Certificated	3,000	3,000	3,000	-
11000-202-3751-22011	OPEB Instructional & Certificated	1,500	1,500	1,500	-
11000-202-3751-22012	OPEB Instructional & Certificated	3,248	3,000	3,000	-
11000-202-3751-22013	OPEB Instructional & Certificated	3,000	3,000	3,000	-
11000-202-3751-22081	OPEB Instructional & Certificated	2,750	3,000	3,000	-
11000-202-3751-49997	OPEB Instructional & Certificated	3,000	3,000	3,000	-
11000-202-3751-49999	OPEB Instructional & Certificated	4	-	-	-
11000-202-3751-60100	OPEB Instructional & Certificated	7	-	-	-
11000-202-3752-60100	OPEB Noninstructional	10,140	10,500	10,500	-
11000-202-3752-60103	OPEB Noninstructional	2,750	3,000	3,000	-
11000-202-4110-60100	Textbooks	-	330	330	-
11000-202-4310-60100	Supplies, Noninstructional	1,897	8,755	8,755	-
11000-202-4311-60100	Supplies, Instructional	225	2,500	2,500	-
11000-202-4312-60100	Supplies for Equip Repair	-	500	500	-
11000-202-4318-60100	Printing Supplies	854	3,500	3,500	-

Account Number	Description	2019 / 2020	2020 / 2021	Unrestricted	Restricted
		Est. Actuals	Budget		
11000-202-4410-60100	Food Supplies	313	1,450	1,450	-
11000-202-4410-69400	Food Supplies	9	-	-	-
11000-202-4411-60100	Non-Food	45	50	50	-
11000-202-5210-60100	Dues and Memberships	300	1,500	1,500	-
11000-202-5610-60100	Rents & Leases	5,930	6,000	6,000	-
11000-202-5612-60100	Equipment (Rent/Lease)	6,917	7,908	7,908	-
11000-202-5641-60100	Contracts	19,587	19,654	19,654	-
11000-202-5642-60100	Computer License Fees	18,604	19,464	19,464	-
11000-202-5710-49999	Employee Travel	4,503	6,000	6,000	-
11000-202-5710-60100	Employee Travel	5,239	1,520	1,520	-
11000-202-5710-60200	Employee Travel	-	-	-	-
11000-202-5740-60100	Field Trips	3,608	14,500	14,500	-
11000-202-5840-60100	Telephone	536	540	540	-
11000-202-5940-60100	Postage, Freight (Shipping in)	211	1,000	1,000	-
11000-202-5971-60100	Printing Services	1,422	-	-	-
11000-202-5980-60100	Physical Exams	31	910	910	-
11000-202-5985-60100	Employee Recruitment	684	586	586	-
11000-202-5990-60100	Other Services	-	5,179	5,179	-
11000-202-6411-60100	Furniture-Under \$5000	-	1,500	1,500	-
11000-202-6412-60100	Equipment- Under \$5000	3,452	2,621	2,621	-
11000-202-6415-60100	Computer Equipment	3,708	5,528	5,528	-
11005-202-1110-04014	Regular Teaching	109,492	-	-	-
11005-202-1110-05061	Regular Teaching	115,150	-	-	-
11005-202-1110-08352	Regular Teaching	118,526	-	-	-
11005-202-1110-11051	Regular Teaching	118,526	-	-	-
11005-202-1110-12046	Regular Teaching	109,717	-	-	-
11005-202-1110-15013	Regular Teaching	115,603	-	-	-
11005-202-1110-17011	Regular Teaching	111,183	-	-	-
11005-202-1110-17013	Regular Teaching	117,353	-	-	-
11005-202-1110-17014	Regular Teaching	111,183	-	-	-
11005-202-1110-19051	Regular Teaching	118,526	-	-	-
11005-202-1110-19111	Regular Teaching	110,338	-	-	-
11005-202-1110-20015	Regular Teaching	16,333	-	-	-
11005-202-1110-22012	Regular Teaching	109,717	-	-	-
11005-202-1110-49997	Regular Teaching	89,720	-	-	-
11006-202-1310-04010	Instructional Salaries, Adjunct	29,756	-	-	-
11006-202-1310-04990	Instructional Salaries, Adjunct	26,036	-	-	-
11006-202-1310-05020	Instructional Salaries, Adjunct	2,346	-	-	-
11006-202-1310-05050	Instructional Salaries, Adjunct	22,316	-	-	-
11006-202-1310-05063	Instructional Salaries, Adjunct	17,866	-	-	-
11006-202-1310-06020	Instructional Salaries, Adjunct	14,878	-	-	-
11006-202-1385-49999	Office Hours	28,274	-	-	-
11477-202-1110-04012	Regular Teaching	78,921	-	-	-

Account Number	Description	2019 / 2020	2020 / 2021	Unrestricted	Restricted
		Est. Actuals	Budget		
11477-202-1110-13052	Regular Teaching	124,394	-	-	-
11477-202-1110-15012	Regular Teaching	122,494	-	-	-
11477-202-1110-15091	Regular Teaching	122,494	-	-	-
Total for Instructional Administration:		10,921,625	11,416,275	11,416,275	-

*** LIBRARY & LEARNING RESOURCE CENTER ***

Account Number	Description	2019 / 2020	2020 / 2021	Unrestricted	Restricted
		Est. Actuals	Budget		
11000-203-2180-61200	Full Benefits Employees	115,211	105,171	105,171	-
11000-203-2361-61200	Students	10,155	7,986	7,986	-
11000-203-2365-61200	Students-Summer	-	1,000	1,000	-
11000-203-2370-61200	Short-Term Substitutes	10,139	7,500	7,500	-
11000-203-3220-61200	PERS - Classified	22,149	23,873	23,873	-
11000-203-3320-61200	OASDI Noninstructional	9,543	8,619	8,619	-
11000-203-3420-61200	H&W Noninstructional	41,004	41,118	41,118	-
11000-203-3520-61200	Unemployment Ins. - Classified	62	56	56	-
11000-203-3620-61200	Workers Comp - Classified	1,642	1,592	1,592	-
11000-203-3752-61200	OPEB Noninstructional	7,000	6,000	6,000	-
11000-203-4120-61200	Professional Books	83	-	-	-
11000-203-4210-61200	Magazines	-	85	85	-
11000-203-4310-61200	Supplies, Noninstructional	1,310	-	-	-
11000-203-4318-61200	Printing Supplies	-	1,175	1,175	-
11000-203-5210-61200	Dues and Memberships	655	800	800	-
11000-203-5612-61200	Equipment (Rent/Lease)	6,929	-	-	-
11000-203-5642-61200	Computer License Fees	-	2,000	2,000	-
11000-203-5710-61200	Employee Travel	1,137	350	350	-
11000-203-5940-61200	Postage, Freight (Shipping in)	35	50	50	-
11000-203-5971-61200	Printing Services	641	-	-	-
11000-203-5985-61200	Employee Recruitment	261	261	261	-
11000-203-5990-61200	Other Services	-	110	110	-
11000-203-6411-61200	Furniture-Under \$5000	2,252	-	-	-
11000-203-6412-61200	Equipment- Under \$5000	1,137	-	-	-
12201-203-4310-61200	Supplies, Noninstructional	403	465	-	465
12201-203-5612-61200	Equipment (Rent/Lease)	5,421	6,000	-	6,000
12201-203-5641-61200	Contracts	2,962	3,035	-	3,035
12201-203-5899-61200	Un-allocated Budget (Budget Only)	-	39,608	-	39,608
12477-203-4211-61200	Periodicals	3,741	4,000	-	4,000
12477-203-4310-61200	Supplies, Noninstructional	1,310	1,500	-	1,500
12477-203-4318-61200	Printing Supplies	-	269	-	269

Account Number	Description	2019 / 2020	2020 / 2021	Unrestricted	Restricted
		Est. Actuals	Budget		
12477-203-5641-61200	Contracts	-	2,000	-	2,000
12477-203-5642-61200	Computer License Fees	49,359	60,375	-	60,375
12477-203-5643-61200	Computer Software	18,419	17,250	-	17,250
12477-203-6310-61200	Library Books	16,164	17,000	-	17,000
12477-203-6411-61200	Furniture-Under \$5000	-	325	-	325
12477-203-6412-61200	Equipment- Under \$5000	-	2,500	-	2,500
Total for Library & Learning Resource Center:		<u>329,126</u>	<u>362,073</u>	<u>207,746</u>	<u>154,327</u>

*** WESTEC ***

Account Number	Description	2019 / 2020	2020 / 2021	Unrestricted	Restricted
		Est. Actuals	Budget		
11450-204-5641-09543	Contracts	914,366	1,433,638	1,433,638	-
12450-204-5987-70990	Tuition Reimbursement	70	-	-	-
Total for Westec:		<u>914,436</u>	<u>1,433,638</u>	<u>1,433,638</u>	<u>-</u>

*** DENTAL HYGIENE ***

Account Number	Description	2019 / 2020	2020 / 2021	Unrestricted	Restricted
		Est. Actuals	Budget		
11000-205-2180-12042	Full Benefits Employees	103,237	111,594	111,594	-
11000-205-2185-12042	Overtime - Full Benefit Employees	-	-	-	-
11000-205-3220-12042	PERS - Classified	20,374	25,331	25,331	-
11000-205-3320-12042	OASDI Noninstructional	8,033	8,537	8,537	-
11000-205-3420-12042	H&W Noninstructional	34,675	41,118	41,118	-
11000-205-3520-12042	Unemployment Ins. - Classified	52	56	56	-
11000-205-3620-12042	Workers Comp - Classified	1,276	1,360	1,360	-
11000-205-3752-12042	OPEB Noninstructional	6,000	6,000	6,000	-
11000-205-4310-12042	Supplies, Noninstructional	4,273	4,839	4,839	-
11000-205-4311-12042	Supplies, Instructional	-	32,630	32,630	-
11000-205-4312-12042	Supplies for Equip Repair	-	1,000	1,000	-
11000-205-4318-12042	Printing Supplies	-	1,000	1,000	-
11000-205-4320-12042	Other Supplies	-	700	700	-
11000-205-4410-12042	Food Supplies	-	650	650	-
11000-205-5210-12042	Dues and Memberships	1,420	1,500	1,500	-
11000-205-5415-12042	Accreditation Expenses	2,085	2,085	2,085	-
11000-205-5611-12042	Lands & Buildings (Rent/Lease)	6,000	6,000	6,000	-

Account Number	Description	2019 / 2020	2020 / 2021	Unrestricted	Restricted
		Est. Actuals	Budget		
11000-205-5612-12042	Equipment (Rent/Lease)	1,954	4,300	4,300	-
11000-205-5631-12042	Outside Work for Buildings	-	100	100	-
11000-205-5632-12042	Outside Work for Equipment	236	2,000	2,000	-
11000-205-5641-12042	Contracts	9,643	10,000	10,000	-
11000-205-5710-12042	Employee Travel	975	700	700	-
11000-205-5870-12042	Laundry	228	400	400	-
11000-205-5880-12042	Security Services	-	200	200	-
11000-205-5940-12042	Postage, Freight (Shipping in)	-	150	150	-
11000-205-5970-12042	Advertising	-	250	250	-
11000-205-5971-12042	Printing Services	403	-	-	-
11000-205-5990-12042	Other Services	876	1,500	1,500	-
11000-205-6412-12042	Equipment- Under \$5000	-	2,000	2,000	-
11000-205-6415-12042	Computer Equipment	1,603	1,646	1,646	-
12375-205-5990-12042	Other Services	-	87,183	-	87,183
12477-205-4311-12042	Supplies, Instructional	28,892	-	-	-
12650-205-6412-12042	Equipment- Under \$5000	1,067	14,611	-	14,611
12650-205-6415-12042	Computer Equipment	1,876	-	-	-
12651-205-4311-12042	Supplies, Instructional	12,629	65,932	-	65,932
12652-205-4110-12042	Textbooks	-	500	-	500
12652-205-4310-12042	Supplies, Noninstructional	28	547	-	547
12652-205-4311-12042	Supplies, Instructional	1,924	658	-	658
12652-205-4410-12042	Food Supplies	450	1,000	-	1,000
12652-205-5641-12042	Contracts	1,759	-	-	-
12652-205-5899-12042	Un-allocated Budget (Budget Only)	-	15,966	-	15,966
12652-205-6412-12042	Equipment- Under \$5000	2,662	1,268	-	1,268
12652-205-6415-12042	Computer Equipment	7,520	1,893	-	1,893
Total for Dental Hygiene:		262,149	457,205	267,646	189,559

*** APPLIED TECHNOLOGIES ***

Account Number	Description	2019 / 2020	2020 / 2021	Unrestricted	Restricted
		Est. Actuals	Budget		
11000-207-4110-49999	Textbooks	33	50	50	-
11000-207-4310-05062	Supplies, Noninstructional	-	250	250	-
11000-207-4310-49999	Supplies, Noninstructional	20	-	-	-
11000-207-4311-05061	Supplies, Instructional	-	500	500	-
11000-207-4311-05062	Supplies, Instructional	70	250	250	-
11000-207-4311-08351	Supplies, Instructional	-	200	200	-
11000-207-4311-49999	Supplies, Instructional	108	650	650	-
11000-207-4318-08351	Printing Supplies	634	800	800	-

Account Number	Description	2019 / 2020	2020 / 2021	Unrestricted	Restricted
		Est. Actuals	Budget		
11000-207-4318-49999	Printing Supplies	115	115	115	-
11000-207-4410-08351	Food Supplies	111	-	-	-
11000-207-5612-49999	Equipment (Rent/Lease)	2,962	1,245	1,245	-
11000-207-5641-08351	Contracts	-	500	500	-
11000-207-5641-49999	Contracts	368	253	253	-
11000-207-5971-49999	Printing Services	143	-	-	-
11000-207-5990-49999	Other Services	311	187	187	-
12000-207-4311-09565	Supplies, Instructional	-	14,900	-	14,900
Total for Applied Technologies:		4,874	19,900	5,000	14,900

*** ENGLISH ***

Account Number	Description	2019 / 2020	2020 / 2021	Unrestricted	Restricted
		Est. Actuals	Budget		
11000-208-2461-15011	Student Tutors (Direct Instruction)	1,711	-	-	-
11000-208-2461-15017	Student Tutors (Direct Instruction)	1,128	-	-	-
11000-208-2461-49308	Student Tutors (Direct Instruction)	2,917	-	-	-
11000-208-3620-15011	Workers Comp - Classified	14	41	41	-
11000-208-3620-15013	Workers Comp - Classified	-	41	41	-
11000-208-3620-15015	Workers Comp - Classified	-	41	41	-
11000-208-3620-15017	Workers Comp - Classified	14	41	41	-
11000-208-3620-49308	Workers Comp - Classified	36	41	41	-
11000-208-4110-15010	Textbooks	-	125	125	-
11000-208-4110-15011	Textbooks	31	50	50	-
11000-208-4110-15012	Textbooks	-	200	200	-
11000-208-4120-15011	Professional Books	-	50	50	-
11000-208-4310-15010	Supplies, Noninstructional	628	500	500	-
11000-208-4310-15011	Supplies, Noninstructional	789	500	500	-
11000-208-4310-15012	Supplies, Noninstructional	-	200	200	-
11000-208-4310-15017	Supplies, Noninstructional	463	470	470	-
11000-208-4311-10021	Supplies, Instructional	-	-	-	-
11000-208-4311-15010	Supplies, Instructional	94	250	250	-
11000-208-4311-15011	Supplies, Instructional	17	220	220	-
11000-208-4311-15013	Supplies, Instructional	-	800	800	-
11000-208-4311-15015	Supplies, Instructional	-	500	500	-
11000-208-4311-15017	Supplies, Instructional	-	55	55	-
11000-208-4311-49308	Supplies, Instructional	-	150	150	-
11000-208-4315-49308	Computer Software	-	150	150	-
11000-208-4318-15010	Printing Supplies	-	500	500	-
11000-208-4318-15012	Printing Supplies	-	100	100	-

Account Number	Description	2019 / 2020	2020 / 2021	Unrestricted	Restricted
		Est. Actuals	Budget		
11000-208-4318-15014	Printing Supplies	-	60	60	-
11000-208-4318-15015	Printing Supplies	-	500	500	-
11000-208-4318-15017	Printing Supplies	-	365	365	-
11000-208-4318-49308	Printing Supplies	31	100	100	-
11000-208-5210-15011	Dues and Memberships	-	50	50	-
11000-208-5510-15010	Consultant	-	600	600	-
11000-208-5511-15010	Special Guests	-	1,000	1,000	-
11000-208-5641-15010	Contracts	-	150	150	-
11000-208-5642-15017	Computer License Fees	-	81	81	-
11000-208-5643-15010	Computer Software	-	100	100	-
11000-208-5643-15011	Computer Software	50	-	-	-
11000-208-5710-15011	Employee Travel	-	120	120	-
11000-208-5710-15012	Employee Travel	-	100	100	-
11000-208-5710-15013	Employee Travel	1,821	-	-	-
11000-208-5710-15014	Employee Travel	-	698	698	-
11000-208-5710-49308	Employee Travel	120	110	110	-
11000-208-5950-15010	Shipping Out	-	25	25	-
11000-208-5985-10021	Employee Recruitment	29	-	-	-
11000-208-5985-15010	Employee Recruitment	32	-	-	-
11000-208-5990-15011	Other Services	-	61	61	-
11000-208-5990-15017	Other Services	-	60	60	-
11000-208-6411-15010	Furniture-Under \$5000	1,007	500	500	-
11000-208-6412-15012	Equipment- Under \$5000	-	360	360	-
11000-208-6415-15012	Computer Equipment	-	2,000	2,000	-
Total for English:		10,931	12,065	12,065	-

*** SCIENCE & MATH ***

Account Number	Description	2019 / 2020	2020 / 2021	Unrestricted	Restricted
		Est. Actuals	Budget		
11000-209-2210-04010	Direct Instruct-Full Benefits Empl	58,593	62,636	62,636	-
11000-209-2361-17011	Students	503	-	-	-
11000-209-2361-19111	Students	1,019	-	-	-
11000-209-2461-04011	Student Tutors (Direct Instruction)	1,858	-	-	-
11000-209-2461-04013	Student Tutors (Direct Instruction)	942	-	-	-
11000-209-2461-04014	Student Tutors (Direct Instruction)	1,050	-	-	-
11000-209-2461-08352	Student Tutors (Direct Instruction)	1,274	-	-	-
11000-209-2461-08353	Student Tutors (Direct Instruction)	3,602	-	-	-
11000-209-2461-09011	Student Tutors (Direct Instruction)	91	-	-	-
11000-209-2461-17012	Student Tutors (Direct Instruction)	1,233	-	-	-

Account Number	Description	2019 / 2020	2020 / 2021	Unrestricted	Restricted
		Est. Actuals	Budget		
11000-209-2461-17013	Student Tutors (Direct Instruction)	3,044	-	-	-
11000-209-2461-17014	Student Tutors (Direct Instruction)	3,261	-	-	-
11000-209-2461-17017	Student Tutors (Direct Instruction)	2,396	-	-	-
11000-209-2461-17018	Student Tutors (Direct Instruction)	2,442	-	-	-
11000-209-2461-19011	Student Tutors (Direct Instruction)	2,319	-	-	-
11000-209-2461-19051	Student Tutors (Direct Instruction)	2,487	-	-	-
11000-209-3220-04010	PERS - Classified	11,500	14,218	14,218	-
11000-209-3320-04010	OASDI Noninstructional	4,485	4,792	4,792	-
11000-209-3420-04010	H&W Noninstructional	19,331	20,559	20,559	-
11000-209-3520-04010	Unemployment Ins. - Classified	29	31	31	-
11000-209-3620-04010	Workers Comp - Classified	714	763	763	-
11000-209-3620-04011	Workers Comp - Classified	23	41	41	-
11000-209-3620-04013	Workers Comp - Classified	11	41	41	-
11000-209-3620-04014	Workers Comp - Classified	13	41	41	-
11000-209-3620-08352	Workers Comp - Classified	16	41	41	-
11000-209-3620-08353	Workers Comp - Classified	44	41	41	-
11000-209-3620-09011	Workers Comp - Classified	1	41	41	-
11000-209-3620-17011	Workers Comp - Classified	6	41	41	-
11000-209-3620-17012	Workers Comp - Classified	15	21	21	-
11000-209-3620-17013	Workers Comp - Classified	37	41	41	-
11000-209-3620-17014	Workers Comp - Classified	40	41	41	-
11000-209-3620-17016	Workers Comp - Classified	-	41	41	-
11000-209-3620-17017	Workers Comp - Classified	29	41	41	-
11000-209-3620-17018	Workers Comp - Classified	30	41	41	-
11000-209-3620-19011	Workers Comp - Classified	28	41	41	-
11000-209-3620-19051	Workers Comp - Classified	30	41	41	-
11000-209-3620-19111	Workers Comp - Classified	12	41	41	-
11000-209-3752-04010	OPEB Noninstructional	3,000	3,000	3,000	-
11000-209-4110-17013	Textbooks	-	200	200	-
11000-209-4211-04012	Periodicals	-	250	250	-
11000-209-4310-04011	Supplies, Noninstructional	118	118	118	-
11000-209-4310-04012	Supplies, Noninstructional	208	500	500	-
11000-209-4310-04013	Supplies, Noninstructional	1,134	1,570	1,570	-
11000-209-4310-04014	Supplies, Noninstructional	417	100	100	-
11000-209-4310-08352	Supplies, Noninstructional	-	-	-	-
11000-209-4310-08353	Supplies, Noninstructional	11	-	-	-
11000-209-4310-09011	Supplies, Noninstructional	266	-	-	-
11000-209-4310-17011	Supplies, Noninstructional	53	500	500	-
11000-209-4310-17012	Supplies, Noninstructional	209	200	200	-
11000-209-4310-17013	Supplies, Noninstructional	71	500	500	-
11000-209-4310-17014	Supplies, Noninstructional	114	150	150	-
11000-209-4310-17016	Supplies, Noninstructional	4	-	-	-
11000-209-4310-17017	Supplies, Noninstructional	109	-	-	-

Account Number	Description	2019 / 2020	2020 / 2021	Unrestricted	Restricted
		Est. Actuals	Budget		
11000-209-4310-17018	Supplies, Noninstructional	166	243	243	-
11000-209-4310-19011	Supplies, Noninstructional	35	100	100	-
11000-209-4310-19051	Supplies, Noninstructional	246	500	500	-
11000-209-4310-19111	Supplies, Noninstructional	11	-	-	-
11000-209-4310-49999	Supplies, Noninstructional	779	500	500	-
11000-209-4311-04011	Supplies, Instructional	-	3,940	3,940	-
11000-209-4311-04012	Supplies, Instructional	1,009	13,364	13,364	-
11000-209-4311-04013	Supplies, Instructional	-	3,000	3,000	-
11000-209-4311-04014	Supplies, Instructional	-	6,205	6,205	-
11000-209-4311-04100	Supplies, Instructional	-	904	904	-
11000-209-4311-08352	Supplies, Instructional	-	2,650	2,650	-
11000-209-4311-08353	Supplies, Instructional	-	200	200	-
11000-209-4311-08355	Supplies, Instructional	500	500	500	-
11000-209-4311-09011	Supplies, Instructional	706	1,000	1,000	-
11000-209-4311-17011	Supplies, Instructional	-	500	500	-
11000-209-4311-17012	Supplies, Instructional	-	100	100	-
11000-209-4311-17013	Supplies, Instructional	-	500	500	-
11000-209-4311-17014	Supplies, Instructional	99	100	100	-
11000-209-4311-17016	Supplies, Instructional	1,178	1,000	1,000	-
11000-209-4311-17017	Supplies, Instructional	-	250	250	-
11000-209-4311-17018	Supplies, Instructional	-	393	393	-
11000-209-4311-19011	Supplies, Instructional	560	4,400	4,400	-
11000-209-4311-19050	Supplies, Instructional	268	1,000	1,000	-
11000-209-4311-19051	Supplies, Instructional	-	13,499	13,499	-
11000-209-4311-19111	Supplies, Instructional	-	7,575	7,575	-
11000-209-4311-49999	Supplies, Instructional	1,400	2,500	2,500	-
11000-209-4313-04013	Supplies for Computers	1,037	-	-	-
11000-209-4313-04100	Supplies for Computers	-	96	96	-
11000-209-4313-17013	Supplies for Computers	391	200	200	-
11000-209-4313-17016	Supplies for Computers	309	-	-	-
11000-209-4315-08354	Computer Software	1,000	1,000	1,000	-
11000-209-4318-04011	Printing Supplies	770	700	700	-
11000-209-4318-04012	Printing Supplies	-	300	300	-
11000-209-4318-04014	Printing Supplies	-	115	115	-
11000-209-4318-17011	Printing Supplies	-	100	100	-
11000-209-4318-17012	Printing Supplies	-	300	300	-
11000-209-4318-17013	Printing Supplies	-	350	350	-
11000-209-4318-17014	Printing Supplies	-	100	100	-
11000-209-4318-17018	Printing Supplies	257	257	257	-
11000-209-4318-19011	Printing Supplies	-	20	20	-
11000-209-4318-19051	Printing Supplies	74	500	500	-
11000-209-4318-49999	Printing Supplies	135	500	500	-
11000-209-5210-17018	Dues and Memberships	99	107	107	-

Account Number	Description	2019 / 2020	2020 / 2021	Unrestricted	Restricted
		Est. Actuals	Budget		
11000-209-5210-19111	Dues and Memberships	227	460	460	-
11000-209-5641-17017	Contracts	438	418	418	-
11000-209-5641-19051	Contracts	1,145	2,500	2,500	-
11000-209-5642-17012	Computer License Fees	280	500	500	-
11000-209-5643-17018	Computer Software	1,450	1,880	1,880	-
11000-209-5645-17018	On Line Access / Services	2,000	2,120	2,120	-
11000-209-5710-17011	Employee Travel	-	168	168	-
11000-209-5740-04011	Field Trips	382	1,000	1,000	-
11000-209-5740-04012	Field Trips	-	100	100	-
11000-209-5740-04013	Field Trips	468	1,000	1,000	-
11000-209-5740-04014	Field Trips	-	750	750	-
11000-209-5740-19011	Field Trips	189	539	539	-
11000-209-5985-04011	Employee Recruitment	243	92	92	-
11000-209-5985-04013	Employee Recruitment	61	-	-	-
11000-209-5985-04014	Employee Recruitment	78	80	80	-
11000-209-5985-09011	Employee Recruitment	78	-	-	-
11000-209-5985-17014	Employee Recruitment	15	65	65	-
11000-209-5985-17017	Employee Recruitment	15	-	-	-
11000-209-5985-17018	Employee Recruitment	61	-	-	-
11000-209-5985-19011	Employee Recruitment	61	61	61	-
11000-209-5990-09011	Other Services	-	61	61	-
11000-209-5990-17011	Other Services	-	61	61	-
11000-209-5990-17012	Other Services	-	75	75	-
11000-209-5990-17018	Other Services	-	61	61	-
11000-209-6412-04012	Equipment- Under \$5000	-	1,425	1,425	-
11000-209-6412-04013	Equipment- Under \$5000	1,662	2,000	2,000	-
11000-209-6412-17016	Equipment- Under \$5000	1,047	-	-	-
11000-209-6412-19111	Equipment- Under \$5000	4,200	-	-	-
11000-209-6412-49999	Equipment- Under \$5000	-	300	300	-
11000-209-6415-04012	Computer Equipment	86	-	-	-
11000-209-6415-04014	Computer Equipment	37	-	-	-
11000-209-6415-17011	Computer Equipment	1,828	-	-	-
11000-209-6415-17012	Computer Equipment	2,388	-	-	-
11000-209-6415-17013	Computer Equipment	4,252	2,953	2,953	-
11000-209-6415-17014	Computer Equipment	738	550	550	-
11000-209-6415-17016	Computer Equipment	2,185	-	-	-
11000-209-6415-17017	Computer Equipment	857	750	750	-
11000-209-6415-17018	Computer Equipment	740	-	-	-
11008-209-5710-04010	Employee Travel	693	-	-	-
12417-209-2461-09011	Student Tutors (Direct Instruction)	1,639	200	-	200
12417-209-3620-09011	Workers Comp - Classified	20	2	-	2
12417-209-5985-09011	Employee Recruitment	139	-	-	-
12477-209-4311-04011	Supplies, Instructional	2,942	-	-	-

Account Number	Description	2019 / 2020	2020 / 2021	Unrestricted	Restricted
		Est. Actuals	Budget		
12477-209-4311-04012	Supplies, Instructional	8,870	-	-	-
12477-209-4311-04013	Supplies, Instructional	2,900	-	-	-
12477-209-4311-04014	Supplies, Instructional	6,310	-	-	-
12477-209-4311-08352	Supplies, Instructional	2,606	-	-	-
12477-209-4311-19011	Supplies, Instructional	3,291	-	-	-
12477-209-4311-19051	Supplies, Instructional	15,476	-	-	-
12477-209-4311-19111	Supplies, Instructional	2,580	-	-	-
12477-209-4311-49999	Supplies, Instructional	1,205	-	-	-
12612-209-4311-17010	Supplies, Instructional	116	7,029	-	7,029
12612-209-5515-66005	Bad Debt & Collection Fees	175	-	-	-
12616-209-4311-17010	Supplies, Instructional	-	685	-	685
12616-209-5515-66005	Bad Debt & Collection Fees	250	-	-	-
12905-209-2361-09010	Students	-	480	-	480
12905-209-3620-09010	Workers Comp - Classified	-	6	-	6
12905-209-5985-09010	Employee Recruitment	-	61	-	61
Total for Sciences & Math:		215,670	208,724	200,261	8,463

*** SOCIAL SCIENCES ***

Account Number	Description	2019 / 2020	2020 / 2021	Unrestricted	Restricted
		Est. Actuals	Budget		
11000-210-2220-13051	Direct Instruct-Limited Ben Emp	21,229	22,807	22,807	-
11000-210-2295-13051	PT Classified, Add'L Hrs (Instruct)	1,616	-	-	-
11000-210-2461-13052	Student Tutors (Direct Instruction)	2,785	-	-	-
11000-210-2461-13053	Student Tutors (Direct Instruction)	3,031	-	-	-
11000-210-2461-20014	Student Tutors (Direct Instruction)	858	-	-	-
11000-210-2461-22012	Student Tutors (Direct Instruction)	1,350	-	-	-
11000-210-2461-22013	Student Tutors (Direct Instruction)	2,175	-	-	-
11000-210-3220-13051	PERS - Classified	-	5,177	5,177	-
11000-210-3320-13051	OASDI Noninstructional	1,748	1,745	1,745	-
11000-210-3520-13051	Unemployment Ins. - Classified	11	11	11	-
11000-210-3620-13051	Workers Comp - Classified	278	278	278	-
11000-210-3620-13052	Workers Comp - Classified	34	41	41	-
11000-210-3620-13053	Workers Comp - Classified	37	41	41	-
11000-210-3620-20014	Workers Comp - Classified	10	41	41	-
11000-210-3620-21056	Workers Comp - Classified	-	41	41	-
11000-210-3620-22012	Workers Comp - Classified	16	50	50	-
11000-210-3620-22013	Workers Comp - Classified	26	41	41	-
11000-210-4110-13052	Textbooks	-	200	200	-
11000-210-4110-13053	Textbooks	-	150	150	-

Account Number	Description	2019 / 2020	2020 / 2021	Unrestricted	Restricted
		Est. Actuals	Budget		
11000-210-4110-22012	Textbooks	-	40	40	-
11000-210-4110-49999	Textbooks	277	200	200	-
11000-210-4211-13053	Periodicals	-	100	100	-
11000-210-4310-13052	Supplies, Noninstructional	476	500	500	-
11000-210-4310-13053	Supplies, Noninstructional	600	600	600	-
11000-210-4310-20011	Supplies, Noninstructional	35	75	75	-
11000-210-4310-20014	Supplies, Noninstructional	117	350	350	-
11000-210-4310-20015	Supplies, Noninstructional	-	500	500	-
11000-210-4310-21056	Supplies, Noninstructional	500	1,000	1,000	-
11000-210-4310-22012	Supplies, Noninstructional	298	300	300	-
11000-210-4310-22013	Supplies, Noninstructional	-	430	430	-
11000-210-4311-13052	Supplies, Instructional	65	100	100	-
11000-210-4311-13053	Supplies, Instructional	776	100	100	-
11000-210-4311-20011	Supplies, Instructional	-	25	25	-
11000-210-4311-20015	Supplies, Instructional	561	500	500	-
11000-210-4311-21056	Supplies, Instructional	-	1,000	1,000	-
11000-210-4311-22012	Supplies, Instructional	120	30	30	-
11000-210-4311-22013	Supplies, Instructional	120	-	-	-
11000-210-4311-22081	Supplies, Instructional	-	750	750	-
11000-210-4311-49999	Supplies, Instructional	306	900	900	-
11000-210-4313-21056	Supplies for Computers	237	-	-	-
11000-210-4313-22081	Supplies for Computers	212	250	250	-
11000-210-4314-13053	Video Tapes	181	400	400	-
11000-210-4315-20014	Computer Software	-	265	265	-
11000-210-4318-13052	Printing Supplies	404	300	300	-
11000-210-4318-13053	Printing Supplies	299	300	300	-
11000-210-4318-20011	Printing Supplies	71	200	200	-
11000-210-4318-20014	Printing Supplies	86	100	100	-
11000-210-4318-21056	Printing Supplies	-	150	150	-
11000-210-4318-22011	Printing Supplies	533	550	550	-
11000-210-4318-22012	Printing Supplies	-	80	80	-
11000-210-4318-22013	Printing Supplies	-	200	200	-
11000-210-4410-13052	Food Supplies	-	350	350	-
11000-210-4410-49999	Food Supplies	220	200	200	-
11000-210-4411-49999	Non-Food	-	10	10	-
11000-210-5210-13052	Dues and Memberships	85	300	300	-
11000-210-5210-13053	Dues and Memberships	150	300	300	-
11000-210-5210-20014	Dues and Memberships	-	245	245	-
11000-210-5210-21056	Dues and Memberships	220	250	250	-
11000-210-5643-20014	Computer Software	260	-	-	-
11000-210-5710-13052	Employee Travel	-	23	23	-
11000-210-5710-13053	Employee Travel	-	40	40	-
11000-210-5710-20011	Employee Travel	-	300	300	-

Account Number	Description	2019 / 2020	2020 / 2021	Unrestricted	Restricted
		Est. Actuals	Budget		
11000-210-5710-21056	Employee Travel	-	90	90	-
11000-210-5710-22011	Employee Travel	-	110	110	-
11000-210-5710-49999	Employee Travel	-	140	140	-
11000-210-5740-13052	Field Trips	-	1,000	1,000	-
11000-210-5740-13053	Field Trips	-	2,000	2,000	-
11000-210-5740-49999	Field Trips	-	2,490	2,490	-
11000-210-5910-13052	Other Operating Expenses	-	61	61	-
11000-210-5970-13052	Advertising	300	-	-	-
11000-210-5970-13053	Advertising	100	100	100	-
11000-210-5970-20015	Advertising	100	-	-	-
11000-210-5985-13052	Employee Recruitment	200	-	-	-
11000-210-5985-13053	Employee Recruitment	61	61	61	-
11000-210-5985-20014	Employee Recruitment	92	45	45	-
11000-210-5985-22012	Employee Recruitment	61	61	61	-
11000-210-5985-22013	Employee Recruitment	61	61	61	-
11000-210-5990-21056	Other Services	-	60	60	-
11000-210-6412-13053	Equipment- Under \$5000	-	250	250	-
11000-210-6412-21056	Equipment- Under \$5000	171	-	-	-
11000-210-6415-13052	Computer Equipment	178	-	-	-
11000-210-6415-13053	Computer Equipment	-	1,000	1,000	-
11000-210-6415-20011	Computer Equipment	1,627	-	-	-
11000-210-6415-21056	Computer Equipment	1,260	-	-	-
12427-210-4110-69200	Textbooks	3,217	-	-	-
12427-210-5899-69200	Un-allocated Budget (Budget Only)	-	3,645	-	3,645
12427-210-5910-69200	Other Operating Expenses	1,680	-	-	-
12427-210-5990-69200	Other Services	2,959	-	-	-
Total for Social Sciences:		54,478	54,110	50,465	3,645

*** LEARNING SUPPORT ***

Account Number	Description	2019 / 2020	2020 / 2021	Unrestricted	Restricted
		Est. Actuals	Budget		
11000-211-4310-49999	Supplies, Noninstructional	751	751	751	-
11000-211-4311-49999	Supplies, Instructional	49	1,500	1,500	-
11000-211-4410-49999	Food Supplies	-	369	369	-
11000-211-5710-49999	Employee Travel	1,877	600	600	-
11000-211-6415-49999	Computer Equipment	477	480	480	-
Total for Learning Support:		3,154	3,700	3,700	-

Account Number	Description	2019 / 2020	2020 / 2021	Unrestricted	Restricted
		Est. Actuals	Budget		
*** TUTORING ***					
Account Number	Description	2019 / 2020 Est. Actuals	2020 / 2021 Budget	Unrestricted	Restricted
11000-212-2195-61100	Limited Benefits Emp, Add'L Hours	1,522	-	-	-
11000-212-2210-61100	Direct Instruct-Full Benefits Empl	132,956	142,803	142,803	-
11000-212-2220-61100	Direct Instruct-Limited Ben Emp	32,227	29,719	29,719	-
11000-212-2461-61100	Student Tutors (Direct Instruction)	4,873	4,000	4,000	-
11000-212-3220-61100	PERS - Classified	32,416	39,163	39,163	-
11000-212-3320-61100	OASDI Noninstructional	12,657	13,198	13,198	-
11000-212-3420-61100	H&W Noninstructional	50,262	53,453	53,453	-
11000-212-3520-61100	Unemployment Ins. - Classified	83	86	86	-
11000-212-3620-61100	Workers Comp - Classified	2,074	2,202	2,202	-
11000-212-3752-61100	OPEB Noninstructional	7,800	7,800	7,800	-
11000-212-4110-61100	Textbooks	106	500	500	-
11000-212-4310-61100	Supplies, Noninstructional	554	580	580	-
11000-212-4311-61100	Supplies, Instructional	117	220	220	-
11000-212-4318-61100	Printing Supplies	393	500	500	-
11000-212-5710-61100	Employee Travel	795	200	200	-
11000-212-5985-61100	Employee Recruitment	122	-	-	-
12398-212-2461-61100	Student Tutors (Direct Instruction)	1,017	3,021	-	3,021
12398-212-3620-61100	Workers Comp - Classified	12	37	-	37
Total for Tutoring:		<u>279,985</u>	<u>297,482</u>	<u>294,424</u>	<u>3,058</u>

*** LIBERAL ARTS ***

Account Number	Description	2019 / 2020	2020 / 2021	Unrestricted	Restricted
		Est. Actuals	Budget		
11000-213-2361-10020	Students	6,873	-	-	-
11000-213-2361-10021	Students	3,817	-	-	-
11000-213-2461-11051	Student Tutors (Direct Instruction)	3,770	-	-	-
11000-213-3620-10020	Workers Comp - Classified	84	58	58	-
11000-213-3620-10021	Workers Comp - Classified	47	98	98	-
11000-213-3620-10023	Workers Comp - Classified	-	41	41	-
11000-213-3620-11051	Workers Comp - Classified	46	40	40	-
11000-213-4110-10023	Textbooks	127	400	400	-
11000-213-4110-11051	Textbooks	37	180	180	-

Account Number	Description	2019 / 2020	2020 / 2021	Unrestricted	Restricted
		Est. Actuals	Budget		
11000-213-4110-15016	Textbooks	48	50	50	-
11000-213-4110-49999	Textbooks	48	300	300	-
11000-213-4310-10020	Supplies, Noninstructional	-	1,010	1,010	-
11000-213-4310-10021	Supplies, Noninstructional	22	97	97	-
11000-213-4310-10022	Supplies, Noninstructional	66	67	67	-
11000-213-4310-10023	Supplies, Noninstructional	15	500	500	-
11000-213-4310-11051	Supplies, Noninstructional	253	320	320	-
11000-213-4310-15016	Supplies, Noninstructional	-	500	500	-
11000-213-4310-49999	Supplies, Noninstructional	-	100	100	-
11000-213-4311-10021	Supplies, Instructional	-	4,240	4,240	-
11000-213-4311-10023	Supplies, Instructional	40	120	120	-
11000-213-4311-11051	Supplies, Instructional	43	90	90	-
11000-213-4311-15016	Supplies, Instructional	-	450	450	-
11000-213-4311-15091	Supplies, Instructional	-	50	50	-
11000-213-4311-49999	Supplies, Instructional	-	100	100	-
11000-213-4318-10020	Printing Supplies	-	20	20	-
11000-213-4318-10021	Printing Supplies	-	335	335	-
11000-213-4318-10023	Printing Supplies	-	350	350	-
11000-213-4318-15091	Printing Supplies	-	150	150	-
11000-213-4318-49999	Printing Supplies	-	200	200	-
11000-213-4410-10020	Food Supplies	750	680	680	-
11000-213-5210-15091	Dues and Memberships	-	60	60	-
11000-213-5643-10022	Computer Software	-	1,200	1,200	-
11000-213-5710-10023	Employee Travel	-	200	200	-
11000-213-5710-49999	Employee Travel	-	80	80	-
11000-213-5740-10023	Field Trips	-	3,500	3,500	-
11000-213-5740-49999	Field Trips	98	250	250	-
11000-213-5940-49999	Postage, Freight (Shipping in)	14	15	15	-
11000-213-5950-49999	Shipping Out	-	5	5	-
11000-213-5985-10020	Employee Recruitment	122	70	70	-
11000-213-5985-10021	Employee Recruitment	32	-	-	-
11000-213-5990-10021	Other Services	-	100	100	-
11000-213-5990-10023	Other Services	-	70	70	-
11000-213-5990-11051	Other Services	6	61	61	-
11000-213-6411-10023	Furniture-Under \$5000	240	-	-	-
11000-213-6411-15091	Furniture-Under \$5000	187	240	240	-
11000-213-6412-10022	Equipment- Under \$5000	-	433	433	-
11000-213-6415-11051	Computer Equipment	424	149	149	-
11000-213-6415-49999	Computer Equipment	700	750	750	-
12477-213-4311-10021	Supplies, Instructional	4,976	-	-	-
Total for Liberal Arts:		22,886	17,729	17,729	-

Account Number	Description	2019 / 2020	2020 / 2021	Unrestricted	Restricted
		Est. Actuals	Budget		

*** CAREER TECHNICAL EDUCATION ***

Account Number	Description	2019 / 2020 Est. Actuals	2020 / 2021 Budget	Unrestricted	Restricted
11000-223-4310-60103	Supplies, Noninstructional	364	1,000	1,000	-
11000-223-4311-60103	Supplies, Instructional	-	2,500	2,500	-
11000-223-4318-60103	Printing Supplies	12	1,000	1,000	-
11000-223-4410-60103	Food Supplies	2,018	2,500	2,500	-
11000-223-5710-60103	Employee Travel	423	660	660	-
11000-223-5970-60103	Advertising	-	1,060	1,060	-
12558-223-1210-60103	Admin & Supervisors - Certificated	-	24,722	-	24,722
12558-223-1220-60103	Other Non-instr Academ Sal, Contr	-	104,302	-	104,302
12558-223-1420-60103	Part Time Counselors	-	52,220	-	52,220
12558-223-3110-60103	STRS - Certificated	-	28,801	-	28,801
12558-223-3210-60103	PERS - Certificated	-	5,611	-	5,611
12558-223-3310-60103	OASDI Instructional	-	4,160	-	4,160
12558-223-3410-60103	H&W Certificated	-	21,587	-	21,587
12558-223-3510-60103	Unemployment Ins - Certificated	-	91	-	91
12558-223-3610-60103	Workers Comp - Certificated	-	2,207	-	2,207
12558-223-3751-60103	OPEB Instructional & Certificated	-	3,150	-	3,150
12558-223-4310-09565	Supplies, Noninstructional	-	1,000	-	1,000
12558-223-4310-60103	Supplies, Noninstructional	-	1,000	-	1,000
12558-223-4311-09565	Supplies, Instructional	-	2,000	-	2,000
12558-223-4311-60103	Supplies, Instructional	-	3,582	-	3,582
12558-223-4316-60103	Gas, Oil	-	1,000	-	1,000
12558-223-4318-60103	Printing Supplies	-	1,000	-	1,000
12558-223-4318-63100	Printing Supplies	-	750	-	750
12558-223-4410-60103	Food Supplies	-	2,500	-	2,500
12558-223-5710-60103	Employee Travel	-	3,000	-	3,000
12560-223-1420-09461	Part Time Counselors	12,707	-	-	-
12560-223-1420-60103	Part Time Counselors	14,260	31,332	-	31,332
12560-223-1490-09461	Other Non-instr Academic Salaries	11,450	-	-	-
12560-223-3110-09461	STRS - Certificated	1,958	-	-	-
12560-223-3110-60103	STRS - Certificated	2,438	5,765	-	5,765
12560-223-3310-09461	OASDI Instructional	166	-	-	-
12560-223-3310-60103	OASDI Instructional	207	454	-	454
12560-223-3510-09461	Unemployment Ins - Certificated	6	-	-	-
12560-223-3510-60103	Unemployment Ins - Certificated	7	16	-	16
12560-223-3610-09461	Workers Comp - Certificated	139	-	-	-
12560-223-3610-60103	Workers Comp - Certificated	175	382	-	382

Account Number	Description	2019 / 2020	2020 / 2021	Unrestricted	Restricted
		Est. Actuals	Budget		
12560-223-4310-09565	Supplies, Noninstructional	170	-	-	-
12560-223-4310-60103	Supplies, Noninstructional	1,248	777	-	777
12560-223-4311-09565	Supplies, Instructional	11,859	6,204	-	6,204
12560-223-4311-09567	Supplies, Instructional	1,681	-	-	-
12560-223-4311-60103	Supplies, Instructional	-	1,500	-	1,500
12560-223-5516-60103	Catering/Food Services	1,000	2,150	-	2,150
12560-223-5610-09565	Rents & Leases	42,000	42,000	-	42,000
12560-223-5612-60103	Equipment (Rent/Lease)	2,962	3,200	-	3,200
12560-223-5633-09565	Outside Work for Grounds	2,400	2,400	-	2,400
12560-223-5645-09565	On Line Access / Services	3,744	3,800	-	3,800
12560-223-5710-09565	Employee Travel	405	-	-	-
12560-223-5710-60103	Employee Travel	1,384	3,000	-	3,000
12560-223-5810-09565	Water	1,245	1,225	-	1,225
12560-223-5830-09565	Electricity	4,818	5,500	-	5,500
12560-223-5850-09565	Waste Disposal	245	450	-	450
12560-223-5860-09565	Pest Control	660	700	-	700
12560-223-5890-09565	Other Utilities & Housekeeping Serv	2,315	3,200	-	3,200
12560-223-5971-60103	Printing Services	222	-	-	-
12561-223-1210-64700	Admin & Supervisors - Certificated	21,570	-	-	-
12561-223-1420-63100	Part Time Counselors	5,874	20,888	-	20,888
12561-223-2180-60103	Full Benefits Employees	14,712	46,160	-	46,160
12561-223-2180-68900	Full Benefits Employees	25,786	53,860	-	53,860
12561-223-2185-68900	Overtime - Full Benefit Employees	3	-	-	-
12561-223-3110-63100	STRS - Certificated	1,004	3,843	-	3,843
12561-223-3210-64700	PERS - Certificated	4,254	-	-	-
12561-223-3220-60103	PERS - Classified	2,901	10,478	-	10,478
12561-223-3220-68900	PERS - Classified	3,475	12,226	-	12,226
12561-223-3310-63100	OASDI Instructional	85	303	-	303
12561-223-3310-64700	OASDI Instructional	1,651	-	-	-
12561-223-3320-60103	OASDI Noninstructional	1,125	3,531	-	3,531
12561-223-3320-68900	OASDI Noninstructional	1,974	4,121	-	4,121
12561-223-3410-64700	H&W Certificated	3,657	-	-	-
12561-223-3420-60103	H&W Noninstructional	6,501	20,559	-	20,559
12561-223-3420-68900	H&W Noninstructional	6,501	20,559	-	20,559
12561-223-3510-63100	Unemployment Ins - Certificated	3	10	-	10
12561-223-3510-64700	Unemployment Ins - Certificated	11	-	-	-
12561-223-3520-60103	Unemployment Ins. - Classified	7	23	-	23
12561-223-3520-68900	Unemployment Ins. - Classified	13	27	-	27
12561-223-3610-63100	Workers Comp - Certificated	72	255	-	255
12561-223-3610-64700	Workers Comp - Certificated	263	-	-	-
12561-223-3620-60103	Workers Comp - Classified	177	562	-	562
12561-223-3620-68900	Workers Comp - Classified	314	656	-	656
12561-223-3751-64700	OPEB Instructional & Certificated	563	-	-	-

Account Number	Description	2019 / 2020	2020 / 2021	Unrestricted	Restricted
		Est. Actuals	Budget		
12561-223-3752-60103	OPEB Noninstructional	1,000	3,000	-	3,000
12561-223-3752-68900	OPEB Noninstructional	1,000	3,000	-	3,000
12561-223-4310-68900	Supplies, Noninstructional	-	6,500	-	6,500
12561-223-4311-68900	Supplies, Instructional	-	16,418	-	16,418
12561-223-4318-68900	Printing Supplies	-	1,000	-	1,000
12561-223-5612-68900	Equipment (Rent/Lease)	-	2,500	-	2,500
12561-223-5710-68900	Employee Travel	-	4,000	-	4,000
12561-223-5810-68900	Water	19	-	-	-
12561-223-5899-64700	Un-allocated Budget (Budget Only)	-	66,046	-	66,046
12562-223-1420-60103	Part Time Counselors	25,641	-	-	-
12562-223-3110-60103	STRS - Certificated	2,438	-	-	-
12562-223-3310-60103	OASDI Instructional	207	-	-	-
12562-223-3510-60103	Unemployment Ins - Certificated	7	-	-	-
12562-223-3610-60103	Workers Comp - Certificated	175	-	-	-
12562-223-4310-60103	Supplies, Noninstructional	9,150	9,245	-	9,245
12562-223-4311-60103	Supplies, Instructional	449	15,120	-	15,120
12562-223-4312-60103	Supplies for Equip Repair	888	3,500	-	3,500
12562-223-4318-60103	Printing Supplies	-	1,000	-	1,000
12562-223-5510-60103	Consultant	5,000	-	-	-
12562-223-5710-60103	Employee Travel	2,239	7,510	-	7,510
12562-223-6415-60103	Computer Equipment	-	7,510	-	7,510
12642-223-1210-64700	Admin & Supervisors - Certificated	52,291	-	-	-
12642-223-1420-63100	Part Time Counselors	13,139	-	-	-
12642-223-2180-60103	Full Benefits Employees	29,279	-	-	-
12642-223-2180-68900	Full Benefits Employees	34,127	-	-	-
12642-223-2185-60103	Overtime - Full Benefit Employees	175	-	-	-
12642-223-3110-63100	STRS - Certificated	2,247	-	-	-
12642-223-3210-64700	PERS - Certificated	9,926	-	-	-
12642-223-3220-60103	PERS - Classified	5,768	-	-	-
12642-223-3220-68900	PERS - Classified	6,888	-	-	-
12642-223-3310-63100	OASDI Instructional	191	-	-	-
12642-223-3310-64700	OASDI Instructional	4,002	-	-	-
12642-223-3320-60103	OASDI Noninstructional	2,253	-	-	-
12642-223-3320-68900	OASDI Noninstructional	2,454	-	-	-
12642-223-3410-64700	H&W Certificated	9,623	-	-	-
12642-223-3420-60103	H&W Noninstructional	12,830	-	-	-
12642-223-3420-68900	H&W Noninstructional	12,830	-	-	-
12642-223-3510-60103	Unemployment Ins - Certificated	4	-	-	-
12642-223-3510-63100	Unemployment Ins - Certificated	7	-	-	-
12642-223-3510-64700	Unemployment Ins - Certificated	26	-	-	-
12642-223-3520-60103	Unemployment Ins. - Classified	11	-	-	-
12642-223-3520-68900	Unemployment Ins. - Classified	17	-	-	-
12642-223-3610-63100	Workers Comp - Certificated	162	-	-	-

Account Number	Description	2019 / 2020	2020 / 2021	Unrestricted	Restricted
		Est. Actuals	Budget		
12642-223-3610-64700	Workers Comp - Certificated	637	-	-	-
12642-223-3620-60103	Workers Comp - Classified	354	-	-	-
12642-223-3620-68900	Workers Comp - Classified	416	-	-	-
12642-223-3751-64700	OPEB Instructional & Certificated	1,500	-	-	-
12642-223-3752-60103	OPEB Noninstructional	2,000	-	-	-
12642-223-3752-68900	OPEB Noninstructional	2,000	-	-	-
12642-223-5710-68900	Employee Travel	2,299	-	-	-
12643-223-1210-60103	Admin & Supervisors - Certificated	24,705	-	-	-
12643-223-1420-60103	Part Time Counselors	23,444	-	-	-
12643-223-3110-60103	STRS - Certificated	8,128	-	-	-
12643-223-3210-60103	PERS - Certificated	4,727	-	-	-
12643-223-3310-60103	OASDI Instructional	2,580	-	-	-
12643-223-3410-60103	H&W Certificated	4,427	-	-	-
12643-223-3510-60103	Unemployment Ins - Certificated	36	-	-	-
12643-223-3610-60103	Workers Comp - Certificated	885	-	-	-
12643-223-3751-60103	OPEB Instructional & Certificated	688	-	-	-
12643-223-4310-09565	Supplies, Noninstructional	505	-	-	-
12643-223-4311-60103	Supplies, Instructional	40	-	-	-
12643-223-4318-60103	Printing Supplies	46	-	-	-
12643-223-4318-63100	Printing Supplies	118	-	-	-
12643-223-4410-60103	Food Supplies	423	-	-	-
12643-223-5710-60103	Employee Travel	4,075	-	-	-
12643-223-5899-60103	Un-allocated Budget (Budget Only)	-	98,865	-	98,865
12904-223-1230-66005	Overload, Noninstructional & Contra	21,689	-	-	-
12904-223-1430-66005	Noninstructional Salaries, Overload	25,590	-	-	-
12904-223-3110-66005	STRS - Certificated	5,316	-	-	-
12904-223-3310-66005	OASDI Instructional	1,621	-	-	-
12904-223-3510-66005	Unemployment Ins - Certificated	24	-	-	-
12904-223-3610-66005	Workers Comp - Certificated	574	-	-	-
12904-223-5710-66005	Employee Travel	1,038	-	-	-
12904-223-5899-66005	Un-allocated Budget (Budget Only)	-	44,147	-	44,147
12907-223-1490-63100	Other Non-instr Academic Salaries	146	-	-	-
12907-223-3110-63100	STRS - Certificated	25	-	-	-
12907-223-3310-63100	OASDI Instructional	2	-	-	-
12907-223-3510-63100	Unemployment Ins - Certificated	0	-	-	-
12907-223-3610-63100	Workers Comp - Certificated	2	-	-	-
Total for Career Technical Education:		<u>613,709</u>	<u>872,881</u>	<u>8,720</u>	<u>864,161</u>

*** DISTANCE LEARNING ***

Account Number	Description	2019 / 2020	2020 / 2021	Unrestricted	Restricted
		Est. Actuals	Budget		
Account Number	Description	2019 / 2020	2020 / 2021	Unrestricted	Restricted
		Est. Actuals	Budget		
11000-224-1490-60200	Other Non-instr Academic Salaries	22,627	-	-	-
11000-224-2110-60200	Admin & Supervisors - Classified	142,002	204,750	204,750	-
11000-224-2180-60200	Full Benefits Employees	34,512	44,861	44,861	-
11000-224-2190-60200	Limited Benefits Employees	25,927	20,720	20,720	-
11000-224-2195-60200	Limited Benefits Emp, Add'L Hours	10,938	-	-	-
11000-224-2210-60200	Direct Instruct-Full Benefits Empl	31,383	-	-	-
11000-224-2370-60200	Short-Term Substitutes	212	-	-	-
11000-224-3110-60200	STRS - Certificated	5,637	-	-	-
11000-224-3120-60200	STRS - Classified	9,183	-	-	-
11000-224-3220-60200	PERS - Classified	33,932	61,365	61,365	-
11000-224-3310-60200	OASDI Instructional	478	-	-	-
11000-224-3320-60200	OASDI Noninstructional	14,524	20,680	20,680	-
11000-224-3410-60200	H&W Certificated	1,539	-	-	-
11000-224-3420-60200	H&W Noninstructional	45,125	61,797	61,797	-
11000-224-3510-60200	Unemployment Ins - Certificated	16	-	-	-
11000-224-3520-60200	Unemployment Ins. - Classified	120	135	135	-
11000-224-3610-60200	Workers Comp - Certificated	401	-	-	-
11000-224-3620-60200	Workers Comp - Classified	2,909	3,292	3,292	-
11000-224-3751-60200	OPEB Instructional & Certificated	250	-	-	-
11000-224-3752-60200	OPEB Noninstructional	6,336	9,000	9,000	-
11000-224-4110-60200	Textbooks	10,277	10,435	10,435	-
11000-224-4310-60200	Supplies, Noninstructional	3,385	3,000	3,000	-
11000-224-4311-60200	Supplies, Instructional	2,509	3,000	3,000	-
11000-224-4312-60200	Supplies for Equip Repair	-	600	600	-
11000-224-4313-60200	Supplies for Computers	26	-	-	-
11000-224-4316-60200	Gas, Oil	937	1,800	1,800	-
11000-224-4318-60200	Printing Supplies	788	1,700	1,700	-
11000-224-5210-60200	Dues and Memberships	100	100	100	-
11000-224-5505-60200	In House Training / Conference	-	1,000	1,000	-
11000-224-5632-60200	Outside Work for Equipment	-	500	500	-
11000-224-5642-60200	Computer License Fees	9,093	9,500	9,500	-
11000-224-5643-60200	Computer Software	384	500	500	-
11000-224-5644-60200	Computer Hardware	-	600	600	-
11000-224-5710-60200	Employee Travel	1,523	900	900	-
11000-224-5850-60200	Waste Disposal	-	25	25	-
11000-224-5950-60200	Shipping Out	-	100	100	-
11000-224-5970-60200	Advertising	-	500	500	-
11000-224-5971-60200	Printing Services	33	-	-	-
11000-224-5980-60200	Physical Exams	60	100	100	-
11000-224-5985-60200	Employee Recruitment	72	100	100	-
11000-224-6412-60200	Equipment- Under \$5000	-	1,500	1,500	-

Account Number	Description	2019 / 2020	2020 / 2021	Unrestricted	Restricted
		Est. Actuals	Budget		
11000-224-6415-60200	Computer Equipment	7,831	4,600	4,600	-
Total for Distance Learning:		<u>425,072</u>	<u>467,160</u>	<u>467,160</u>	<u>-</u>

*** ACADEMIC SENATE ***

Account Number	Description	2019 / 2020	2020 / 2021	Unrestricted	Restricted
		Est. Actuals	Budget		
11000-225-4410-60300	Food Supplies	927	3,000	3,000	-
11000-225-5710-60300	Employee Travel	2,924	1,000	1,000	-
Total for Academic Senate:		<u>3,851</u>	<u>4,000</u>	<u>4,000</u>	<u>-</u>

*** CHEVRON GRANT (FOUNDATION) ***

Account Number	Description	2019 / 2020	2020 / 2021	Unrestricted	Restricted
		Est. Actuals	Budget		
12658-226-4311-04100	Supplies, Instructional	-	142,998	-	142,998
12658-226-4311-71002	Supplies, Instructional	6,703	-	-	-
12658-226-5970-04100	Advertising	299	-	-	-
Total for Academic Senate:		<u>7,002</u>	<u>142,998</u>	<u>-</u>	<u>142,998</u>

*** VICE PRESIDENT OF STUDENT SERVICES ***

Account Number	Description	2019 / 2020	2020 / 2021	Unrestricted	Restricted
		Est. Actuals	Budget		
11000-301-1210-64500	Admin & Supervisors - Certificated	67,974	70,247	70,247	-
11000-301-1210-68900	Admin & Supervisors - Certificated	8,497	8,780	8,780	-
11000-301-1210-69500	Admin & Supervisors - Certificated	8,497	8,780	8,780	-
11000-301-1210-69700	Admin & Supervisors - Certificated	8,497	8,780	8,780	-
11000-301-1210-71005	Admin & Supervisors - Certificated	8,497	8,780	8,780	-
11000-301-2110-64500	Admin & Supervisors - Classified	65,580	67,772	67,772	-
11000-301-2110-69500	Admin & Supervisors - Classified	3,858	3,986	3,986	-
11000-301-2110-69700	Admin & Supervisors - Classified	7,715	7,974	7,974	-
11000-301-3110-64500	STRS - Certificated	11,624	12,926	12,926	-

Account Number	Description	2019 / 2020	2020 / 2021	Unrestricted	Restricted
		Est. Actuals	Budget		
11000-301-3110-68900	STRS - Certificated	1,453	1,616	1,616	-
11000-301-3110-69500	STRS - Certificated	1,453	1,616	1,616	-
11000-301-3110-69700	STRS - Certificated	1,453	1,616	1,616	-
11000-301-3110-71005	STRS - Certificated	1,453	1,616	1,616	-
11000-301-3220-64500	PERS - Classified	12,933	15,385	15,385	-
11000-301-3220-69500	PERS - Classified	761	906	906	-
11000-301-3220-69700	PERS - Classified	1,522	1,809	1,809	-
11000-301-3310-64500	OASDI Instructional	986	1,066	1,066	-
11000-301-3310-68900	OASDI Instructional	123	127	127	-
11000-301-3310-69500	OASDI Instructional	123	127	127	-
11000-301-3310-69700	OASDI Instructional	123	127	127	-
11000-301-3310-71005	OASDI Instructional	123	127	127	-
11000-301-3320-64500	OASDI Noninstructional	5,022	5,137	5,137	-
11000-301-3320-69500	OASDI Noninstructional	295	305	305	-
11000-301-3320-69700	OASDI Noninstructional	591	610	610	-
11000-301-3410-64500	H&W Certificated	7,733	8,272	8,272	-
11000-301-3410-68900	H&W Certificated	967	1,034	1,034	-
11000-301-3410-69500	H&W Certificated	967	1,034	1,034	-
11000-301-3410-69700	H&W Certificated	967	1,034	1,034	-
11000-301-3410-71005	H&W Certificated	967	1,034	1,034	-
11000-301-3420-64500	H&W Noninstructional	16,432	17,577	17,577	-
11000-301-3420-69500	H&W Noninstructional	967	1,034	1,034	-
11000-301-3420-69700	H&W Noninstructional	1,933	2,068	2,068	-
11000-301-3510-64500	Unemployment Ins - Certificated	34	35	35	-
11000-301-3510-68900	Unemployment Ins - Certificated	4	4	4	-
11000-301-3510-69500	Unemployment Ins - Certificated	4	4	4	-
11000-301-3510-69700	Unemployment Ins - Certificated	4	4	4	-
11000-301-3510-71005	Unemployment Ins - Certificated	4	4	4	-
11000-301-3520-64500	Unemployment Ins. - Classified	33	34	34	-
11000-301-3520-69500	Unemployment Ins. - Classified	2	2	2	-
11000-301-3520-69700	Unemployment Ins. - Classified	4	4	4	-
11000-301-3610-64500	Workers Comp - Certificated	826	855	855	-
11000-301-3610-68900	Workers Comp - Certificated	103	107	107	-
11000-301-3610-69500	Workers Comp - Certificated	103	107	107	-
11000-301-3610-69700	Workers Comp - Certificated	103	107	107	-
11000-301-3610-71005	Workers Comp - Certificated	103	107	107	-
11000-301-3620-64500	Workers Comp - Classified	799	826	826	-
11000-301-3620-69500	Workers Comp - Classified	47	52	52	-
11000-301-3620-69700	Workers Comp - Classified	94	98	98	-
11000-301-3751-64500	OPEB Instructional & Certificated	1,200	1,200	1,200	-
11000-301-3751-68900	OPEB Instructional & Certificated	150	150	150	-
11000-301-3751-69500	OPEB Instructional & Certificated	150	150	150	-
11000-301-3751-69700	OPEB Instructional & Certificated	150	150	150	-

Account Number	Description	2019 / 2020	2020 / 2021	Unrestricted	Restricted
		Est. Actuals	Budget		
11000-301-3751-71005	OPEB Instructional & Certificated	150	150	150	-
11000-301-3752-64500	OPEB Noninstructional	2,550	2,550	2,550	-
11000-301-3752-69500	OPEB Noninstructional	150	150	150	-
11000-301-3752-69700	OPEB Noninstructional	300	300	300	-
11000-301-4120-64500	Professional Books	83	200	200	-
11000-301-4310-64500	Supplies, Noninstructional	993	1,500	1,500	-
11000-301-4312-64500	Supplies for Equip Repair	-	300	300	-
11000-301-4315-64500	Computer Software	-	200	200	-
11000-301-4318-64500	Printing Supplies	318	456	456	-
11000-301-4410-64500	Food Supplies	610	400	400	-
11000-301-5210-64500	Dues and Memberships	300	700	700	-
11000-301-5612-64500	Equipment (Rent/Lease)	1,606	2,250	2,250	-
11000-301-5632-64500	Outside Work for Equipment	345	250	250	-
11000-301-5641-64500	Contracts	4,650	5,600	5,600	-
11000-301-5642-64500	Computer License Fees	1,164	2,310	2,310	-
11000-301-5710-64500	Employee Travel	-	400	400	-
11000-301-5810-64500	Water	1,259	140	140	-
11000-301-5971-64500	Printing Services	272	-	-	-
11000-301-5985-64500	Employee Recruitment	444	444	444	-
11000-301-5990-64500	Other Services	-	400	400	-
11000-301-6411-64500	Furniture-Under \$5000	-	400	400	-
11000-301-6412-64500	Equipment- Under \$5000	-	300	300	-
11508-301-4310-64500	Supplies, Noninstructional	-	750	750	-
11508-301-4318-64500	Printing Supplies	-	750	750	-
11508-301-4410-64500	Food Supplies	-	3,000	3,000	-
11508-301-5641-64500	Contracts	-	2,500	2,500	-
12375-301-5990-64500	Other Services	-	40,976	-	40,976
12582-301-4310-67800	Supplies, Noninstructional	6,882	-	-	-
12582-301-4315-67800	Computer Software	1,260	5,000	-	5,000
12582-301-4318-67800	Printing Supplies	-	5,000	-	5,000
12582-301-5510-67800	Consultant	50,849	13,000	-	13,000
12582-301-5612-67800	Equipment (Rent/Lease)	2,251	6,000	-	6,000
12582-301-5641-67800	Contracts	9,900	1,000	-	1,000
12582-301-5642-67800	Computer License Fees	52,030	19,000	-	19,000
12582-301-5643-67800	Computer Software	17,705	13,877	-	13,877
12582-301-5644-67800	Computer Hardware	22,731	5,000	-	5,000
12582-301-5645-67800	On Line Access / Services	8,530	11,220	-	11,220
12582-301-5646-67800	Video / Audio Services	450	16,500	-	16,500
12582-301-5880-67800	Security Services	2,535	-	-	-
12582-301-5899-67800	Un-allocated Budget (Budget Only)	-	37,032	-	37,032
12582-301-6415-67800	Computer Equipment	3,911	7,000	-	7,000
12639-301-1230-64900	Overload, Noninstructional & Contra	20,387	-	-	-
12639-301-1430-64900	Noninstructional Salaries, Overload	4,368	64,413	-	64,413

Account Number	Description	2019 / 2020	2020 / 2021	Unrestricted	Restricted
		Est. Actuals	Budget		
12639-301-1490-64900	Other Non-instr Academic Salaries	2,115	-	-	-
12639-301-3110-64900	STRS - Certificated	2,947	7,133	-	7,133
12639-301-3310-64900	OASDI Instructional	941	472	-	472
12639-301-3510-64900	Unemployment Ins - Certificated	14	16	-	16
12639-301-3610-64900	Workers Comp - Certificated	327	379	-	379
12639-301-4310-64900	Supplies, Noninstructional	8,177	4,000	-	4,000
12639-301-4410-64900	Food Supplies	1,268	-	-	-
12639-301-5510-64900	Consultant	934	-	-	-
12653-301-1230-63900	Overload, Noninstructional & Contra	24,319	14,000	-	14,000
12653-301-1330-63900	Overload - Instructional	38,133	10,000	-	10,000
12653-301-3110-63900	STRS - Certificated	8,541	6,776	-	6,776
12653-301-3210-63900	PERS - Certificated	1,085	2,000	-	2,000
12653-301-3310-63900	OASDI Instructional	1,362	428	-	428
12653-301-3510-63900	Unemployment Ins - Certificated	30	32	-	32
12653-301-3610-63900	Workers Comp - Certificated	741	529	-	529
12653-301-4310-63900	Supplies, Noninstructional	128	-	-	-
12653-301-4315-63900	Computer Software	-	5,250	-	5,250
12653-301-4410-63900	Food Supplies	32	-	-	-
12653-301-5641-63900	Contracts	900	900	-	900
12653-301-5642-63900	Computer License Fees	15,349	6,864	-	6,864
12653-301-5710-63900	Employee Travel	6,589	3,012	-	3,012
12653-301-5899-63900	Un-allocated Budget (Budget Only)	-	230,860	-	230,860
12653-301-5985-63900	Employee Recruitment	31	-	-	-
12653-301-5990-63900	Other Services	-	300	-	300
Total for Vice President of Student Services:		<u>586,944</u>	<u>831,670</u>	<u>293,702</u>	<u>537,968</u>

*** COUNSELING ***

Account Number	Description	2019 / 2020	2020 / 2021	Unrestricted	Restricted
		Est. Actuals	Budget		
11000-302-1210-63100	Admin & Supervisors - Certificated	210,070	215,638	215,638	-
11000-302-2180-63100	Full Benefits Employees	62,987	64,564	64,564	-
11000-302-3110-63100	STRS - Certificated	35,922	39,678	39,678	-
11000-302-3220-63100	PERS - Classified	12,346	14,656	14,656	-
11000-302-3310-63100	OASDI Instructional	3,046	3,129	3,129	-
11000-302-3320-63100	OASDI Noninstructional	4,789	4,937	4,937	-
11000-302-3410-63100	H&W Certificated	26,906	28,890	28,890	-
11000-302-3420-63100	H&W Noninstructional	23,198	24,671	24,671	-
11000-302-3510-63100	Unemployment Ins - Certificated	105	107	107	-
11000-302-3520-63100	Unemployment Ins. - Classified	31	33	33	-

Account Number	Description	2019 / 2020	2020 / 2021	Unrestricted	Restricted
		Est. Actuals	Budget		
11000-302-3610-63100	Workers Comp - Certificated	2,562	2,605	2,605	-
11000-302-3620-63100	Workers Comp - Classified	762	807	807	-
11000-302-3751-63100	OPEB Instructional & Certificated	4,200	4,200	4,200	-
11000-302-3752-63100	OPEB Noninstructional	3,600	3,600	3,600	-
11000-302-4110-63100	Textbooks	8,508	7,500	7,500	-
11000-302-4310-63100	Supplies, Noninstructional	783	3,000	3,000	-
11000-302-4316-63100	Gas, Oil	-	129	129	-
11000-302-4318-63100	Printing Supplies	732	3,140	3,140	-
11000-302-4318-64500	Printing Supplies	1,097	-	-	-
11000-302-4410-63100	Food Supplies	359	900	900	-
11000-302-5210-63100	Dues and Memberships	125	500	500	-
11000-302-5612-63100	Equipment (Rent/Lease)	747	-	-	-
11000-302-5641-63100	Contracts	387	1,000	1,000	-
11000-302-5642-63100	Computer License Fees	-	2,500	2,500	-
11000-302-5643-63100	Computer Software	-	2,000	2,000	-
11000-302-5710-63100	Employee Travel	720	400	400	-
11000-302-5940-63100	Postage, Freight (Shipping in)	-	100	100	-
11000-302-5971-63100	Printing Services	272	-	-	-
11000-302-5990-63100	Other Services	-	100	100	-
11000-302-6412-63100	Equipment- Under \$5000	-	1,000	1,000	-
11000-302-6415-63100	Computer Equipment	-	1,000	1,000	-
Total for Counseling:		404,253	430,784	430,784	-

*** EOPS ***

Account Number	Description	2019 / 2020	2020 / 2021	Unrestricted	Restricted
		Est. Actuals	Budget		
11000-303-1210-64300	Admin & Supervisors - Certificated	71,116	72,766	72,766	-
11000-303-3210-64300	PERS - Certificated	14,025	16,518	16,518	-
11000-303-3310-64300	OASDI Instructional	4,737	5,566	5,566	-
11000-303-3410-64300	H&W Certificated	9,508	10,279	10,279	-
11000-303-3510-64300	Unemployment Ins - Certificated	35	36	36	-
11000-303-3610-64300	Workers Comp - Certificated	860	886	886	-
11000-303-3751-64300	OPEB Instructional & Certificated	1,500	1,500	1,500	-
12000-303-1220-64300	Other Non-instr Academ Sal, Contr	35,628	36,383	-	36,383
12000-303-1420-64300	Part Time Counselors	146,519	138,246	-	138,246
12000-303-2180-64300	Full Benefits Employees	29,192	31,781	-	31,781
12000-303-2190-64300	Limited Benefits Employees	-	18,190	-	18,190
12000-303-2195-64300	Limited Benefits Emp, Add'L Hours	3,715	-	-	-
12000-303-2361-64300	Students	29,664	29,750	-	29,750

Account Number	Description	2019 / 2020	2020 / 2021	Unrestricted	Restricted
		Est. Actuals	Budget		
12000-303-3110-64300	STRS - Certificated	25,055	25,437	-	25,437
12000-303-3210-64300	PERS - Certificated	7,026	8,072	-	8,072
12000-303-3220-64300	PERS - Classified	6,471	11,531	-	11,531
12000-303-3310-64300	OASDI Instructional	4,498	4,725	-	4,725
12000-303-3320-64300	OASDI Noninstructional	2,520	3,886	-	3,886
12000-303-3410-64300	H&W Certificated	4,754	5,140	-	5,140
12000-303-3420-64300	H&W Noninstructional	10,632	11,307	-	11,307
12000-303-3510-64300	Unemployment Ins - Certificated	92	87	-	87
12000-303-3520-64300	Unemployment Ins. - Classified	16	26	-	26
12000-303-3610-64300	Workers Comp - Certificated	2,237	2,117	-	2,117
12000-303-3620-64300	Workers Comp - Classified	760	981	-	981
12000-303-3751-64300	OPEB Instructional & Certificated	750	750	-	750
12000-303-3752-64300	OPEB Noninstructional	1,650	1,650	-	1,650
12000-303-4310-64300	Supplies, Noninstructional	2,437	1,500	-	1,500
12000-303-4313-64300	Supplies for Computers	320	320	-	320
12000-303-4318-64300	Printing Supplies	1,350	1,500	-	1,500
12000-303-4323-64300	Supplies, Outreach	221	500	-	500
12000-303-4410-64300	Food Supplies	704	1,250	-	1,250
12000-303-5610-64300	Rents & Leases	-	500	-	500
12000-303-5641-64300	Contracts	731	820	-	820
12000-303-5642-64300	Computer License Fees	-	300	-	300
12000-303-5710-64300	Employee Travel	1,878	2,500	-	2,500
12000-303-5730-64300	Student Travel	-	1,250	-	1,250
12000-303-5899-64300	Un-allocated Budget (Budget Only)	-	57,437	-	57,437
12000-303-5950-64300	Shipping Out	11	-	-	-
12000-303-5970-64300	Advertising	500	500	-	500
12000-303-5985-64300	Employee Recruitment	139	450	-	450
12000-303-6415-64300	Computer Equipment	1,694	-	-	-
12000-303-7511-73200	Student Aid Grats (Exclude Salary)	24,205	-	-	-
12000-303-7604-73200	Student Aid - Book Vouchers	52,711	51,765	-	51,765
12000-303-7605-73200	Student Aid - Supplies	4,988	4,506	-	4,506
12000-303-7606-73200	Student Aid - Fee Reimbursements	1,630	1,800	-	1,800
12000-303-7607-73200	Student Aid - Uniform / Clothing	5,769	3,010	-	3,010
12000-303-7608-73200	Student Aid - ASB Vouchers	8,520	9,450	-	9,450
Total for EOPS:		<u>520,772</u>	<u>576,969</u>	<u>107,551</u>	<u>469,418</u>

*** CARE PROGRAM ***

Account Number	Description	2019 / 2020 Est. Actuals	2020 / 2021 Budget	Unrestricted	Restricted
----------------	-------------	-----------------------------	-----------------------	--------------	------------

Account Number	Description	2019 / 2020	2020 / 2021	Unrestricted	Restricted
		Est. Actuals	Budget		
12000-305-2180-64301	Full Benefits Employees	13,269	14,446	-	14,446
12000-305-3220-64301	PERS - Classified	2,617	3,279	-	3,279
12000-305-3320-64301	OASDI Noninstructional	1,016	1,105	-	1,105
12000-305-3420-64301	H&W Noninstructional	4,833	5,140	-	5,140
12000-305-3520-64301	Unemployment Ins. - Classified	7	7	-	7
12000-305-3620-64301	Workers Comp - Classified	162	176	-	176
12000-305-3752-64301	OPEB Noninstructional	750	750	-	750
12000-305-4110-64301	Textbooks	-	978	-	978
12000-305-4318-64301	Printing Supplies	1,350	3,200	-	3,200
12000-305-4410-64301	Food Supplies	195	1,100	-	1,100
12000-305-5899-64301	Un-allocated Budget (Budget Only)	-	22,256	-	22,256
12000-305-7511-73200	Student Aid Grats (Exclude Salary)	9,050	9,791	-	9,791
12000-305-7603-73200	Student Aid - Meal Cards/Vouchers	6,630	10,033	-	10,033
12000-305-7604-73200	Student Aid - Book Vouchers	-	1,268	-	1,268
12000-305-7605-73200	Student Aid - Supplies	-	750	-	750
Total for CARE Program:		39,878	74,279	-	74,279

*** GED / LEARNING SKILLS PROGRAM ***

Account Number	Description	2019 / 2020	2020 / 2021	Unrestricted	Restricted
		Est. Actuals	Budget		
11000-306-1220-49306	Other Non-instr Academ Sal, Contr	25,380	26,681	26,681	-
11000-306-2180-49306	Full Benefits Employees	35,152	-	-	-
11000-306-2370-49306	Short-Term Substitutes	11,934	16,000	16,000	-
11000-306-3110-49306	STRS - Certificated	4,340	4,909	4,909	-
11000-306-3220-49306	PERS - Classified	6,932	-	-	-
11000-306-3310-49306	OASDI Instructional	368	387	387	-
11000-306-3320-49306	OASDI Noninstructional	3,605	1,224	1,224	-
11000-306-3410-49306	H&W Certificated	3,864	4,112	4,112	-
11000-306-3420-49306	H&W Noninstructional	13,421	-	-	-
11000-306-3510-49306	Unemployment Ins - Certificated	13	13	13	-
11000-306-3520-49306	Unemployment Ins. - Classified	24	8	8	-
11000-306-3610-49306	Workers Comp - Certificated	310	65	65	-
11000-306-3620-49306	Workers Comp - Classified	574	195	195	-
11000-306-3751-49306	OPEB Instructional & Certificated	600	600	600	-
11000-306-3752-49306	OPEB Noninstructional	2,091	-	-	-
11000-306-4310-49306	Supplies, Noninstructional	17,553	24,073	24,073	-
11000-306-4310-64200	Supplies, Noninstructional	63	-	-	-
11000-306-4318-49306	Printing Supplies	-	1,000	1,000	-
11000-306-5710-49306	Employee Travel	1,079	-	-	-

Account Number	Description	2019 / 2020	2020 / 2021	Unrestricted	Restricted
		Est. Actuals	Budget		
Total for GED / Learning Skills Program:		127,303	79,267	79,267	-

*** CALWORKS / TANF ***

Account Number	Description	2019 / 2020	2020 / 2021	Unrestricted	Restricted
		Est. Actuals	Budget		
12599-309-2180-64992	Full Benefits Employees	8,506	8,668	-	8,668
12599-309-3220-64992	PERS - Classified	1,677	1,968	-	1,968
12599-309-3320-64992	OASDI Noninstructional	651	663	-	663
12599-309-3420-64992	H&W Noninstructional	2,900	3,084	-	3,084
12599-309-3520-64992	Unemployment Ins. - Classified	4	4	-	4
12599-309-3620-64992	Workers Comp - Classified	104	106	-	106
12599-309-3752-64992	OPEB Noninstructional	450	450	-	450
12599-309-4110-64992	Textbooks	-	249	-	249
12599-309-4310-64992	Supplies, Noninstructional	-	297	-	297
12599-309-4313-64992	Supplies for Computers	36	36	-	36
12599-309-4318-64992	Printing Supplies	476	164	-	164
12599-309-4410-64992	Food Supplies	-	452	-	452
12599-309-5710-64992	Employee Travel	1,272	2,756	-	2,756
12599-309-7511-73200	Student Aid Grats (Exclude Salary)	11,034	-	-	-
12599-309-7603-73200	Student Aid - Meal Cards/Vouchers	3,648	8,431	-	8,431
12599-309-7605-73200	Student Aid - Supplies	-	1,891	-	1,891
12600-309-1210-64992	Admin & Supervisors - Certificated	35,488	36,383	-	36,383
12600-309-1420-64992	Part Time Counselors	41,715	30,347	-	30,347
12600-309-2180-64992	Full Benefits Employees	2,110	2,889	-	2,889
12600-309-3110-64992	STRS - Certificated	7,133	5,584	-	5,584
12600-309-3210-64992	PERS - Certificated	6,999	8,072	-	8,072
12600-309-3220-64992	PERS - Classified	416	656	-	656
12600-309-3310-64992	OASDI Instructional	2,969	3,160	-	3,160
12600-309-3320-64992	OASDI Noninstructional	162	221	-	221
12600-309-3410-64992	H&W Certificated	4,754	5,140	-	5,140
12600-309-3420-64992	H&W Noninstructional	967	1,028	-	1,028
12600-309-3510-64992	Unemployment Ins - Certificated	39	33	-	33
12600-309-3520-64992	Unemployment Ins. - Classified	1	1	-	1
12600-309-3610-64992	Workers Comp - Certificated	942	803	-	803
12600-309-3620-64992	Workers Comp - Classified	26	35	-	35
12600-309-3751-64992	OPEB Instructional & Certificated	750	750	-	750
12600-309-3752-64992	OPEB Noninstructional	150	150	-	150
12600-309-4110-64992	Textbooks	-	3,534	-	3,534
12600-309-4310-64992	Supplies, Noninstructional	-	2,600	-	2,600

Account Number	Description	2019 / 2020	2020 / 2021	Unrestricted	Restricted
		Est. Actuals	Budget		
12600-309-4318-64992	Printing Supplies	24	3,340	-	3,340
12600-309-4410-64992	Food Supplies	-	500	-	500
12600-309-5641-64992	Contracts	-	1,759	-	1,759
12600-309-5710-64992	Employee Travel	-	1,842	-	1,842
12600-309-5899-64992	Un-allocated Budget (Budget Only)	-	53,302	-	53,302
12600-309-5985-64992	Employee Recruitment	259	300	-	300
12600-309-6415-64992	Computer Equipment	-	2,400	-	2,400
12601-309-2361-64992	Students	-	28,635	-	28,635
12601-309-2461-64992	Student Tutors (Direct Instruction)	-	1,700	-	1,700
12601-309-3620-64992	Workers Comp - Classified	-	370	-	370
12601-309-5985-64992	Employee Recruitment	-	500	-	500
12602-309-1220-64992	Other Non-instr Academ Sal, Contr	18,962	17,707	-	17,707
12602-309-2361-64992	Students	98,667	53,191	-	53,191
12602-309-2461-64992	Student Tutors (Direct Instruction)	6,075	-	-	-
12602-309-3310-64992	OASDI Instructional	1,330	1,355	-	1,355
12602-309-3510-64992	Unemployment Ins - Certificated	9	9	-	9
12602-309-3610-64992	Workers Comp - Certificated	231	216	-	216
12602-309-3620-64992	Workers Comp - Classified	1,268	648	-	648
12602-309-5985-64992	Employee Recruitment	46	-	-	-
Total for CalWORKS / TANF Program:		262,247	298,378	-	298,378

*** STUDENT SUPPORT SERVICES ***

Account Number	Description	2019 / 2020	2020 / 2021	Unrestricted	Restricted
		Est. Actuals	Budget		
11000-311-1210-64200	Admin & Supervisors - Certificated	57,928	61,125	61,125	-
11000-311-1220-64200	Other Non-instr Academ Sal, Contr	116,970	-	-	-
11000-311-3110-64200	STRS - Certificated	9,906	11,247	11,247	-
11000-311-3210-64200	PERS - Certificated	23,068	-	-	-
11000-311-3310-64200	OASDI Instructional	9,791	886	886	-
11000-311-3410-64200	H&W Certificated	32,576	12,013	12,013	-
11000-311-3510-64200	Unemployment Ins - Certificated	87	30	30	-
11000-311-3610-64200	Workers Comp - Certificated	2,130	745	745	-
11000-311-3751-64200	OPEB Instructional & Certificated	5,050	2,100	2,100	-
12000-311-1210-64200	Admin & Supervisors - Certificated	57,928	61,125	-	61,125
12000-311-1220-64200	Other Non-instr Academ Sal, Contr	94,961	97,722	-	97,722
12000-311-2190-64200	Limited Benefits Employees	21,068	21,651	-	21,651
12000-311-2363-64600	Student Worker Sick Leave	65	-	-	-
12000-311-3110-64200	STRS - Certificated	9,906	11,247	-	11,247
12000-311-3210-64200	PERS - Certificated	18,727	22,294	-	22,294

Account Number	Description	2019 / 2020	2020 / 2021	Unrestricted	Restricted
		Est. Actuals	Budget		
12000-311-3220-64200	PERS - Classified	4,155	4,803	-	4,803
12000-311-3310-64200	OASDI Instructional	8,105	8,399	-	8,399
12000-311-3320-64200	OASDI Noninstructional	1,612	1,619	-	1,619
12000-311-3410-64200	H&W Certificated	25,628	26,726	-	26,726
12000-311-3510-64200	Unemployment Ins - Certificated	76	80	-	80
12000-311-3520-64200	Unemployment Ins. - Classified	11	11	-	11
12000-311-3610-64200	Workers Comp - Certificated	1,862	1,940	-	1,940
12000-311-3620-64200	Workers Comp - Classified	257	258	-	258
12000-311-3620-64600	Workers Comp - Classified	1	-	-	-
12000-311-3751-64200	OPEB Instructional & Certificated	3,950	3,900	-	3,900
12000-311-4310-64200	Supplies, Noninstructional	756	672	-	672
12000-311-4311-64200	Supplies, Instructional	3,860	-	-	-
12000-311-4318-64200	Printing Supplies	732	500	-	500
12000-311-5641-64200	Contracts	-	5,000	-	5,000
12000-311-5642-64200	Computer License Fees	3,000	3,000	-	3,000
12000-311-5710-64200	Employee Travel	890	5,174	-	5,174
12000-311-5899-64200	Un-allocated Budget (Budget Only)	-	22,006	-	22,006
Total for Student Support Services:		<u>515,053</u>	<u>386,274</u>	<u>88,147</u>	<u>298,127</u>

*** TRANSFER CENTER ***

Account Number	Description	2019 / 2020	2020 / 2021	Unrestricted	Restricted
		Est. Actuals	Budget		
11000-313-4310-63300	Supplies, Noninstructional	284	-	-	-
11000-313-5642-63300	Computer License Fees	1,395	2,918	2,918	-
11000-313-5710-63300	Employee Travel	339	200	200	-
11510-313-1220-63300	Other Non-instr Academ Sal, Contr	61,658	63,269	63,269	-
11510-313-3110-63300	STRS - Certificated	10,543	11,641	11,641	-
11510-313-3310-63300	OASDI Instructional	894	917	917	-
11510-313-3410-63300	H&W Certificated	9,771	10,279	10,279	-
11510-313-3510-63300	Unemployment Ins - Certificated	31	32	32	-
11510-313-3610-63300	Workers Comp - Certificated	759	770	770	-
11510-313-3751-63300	OPEB Instructional & Certificated	1,500	1,500	1,500	-
11510-313-5710-63300	Employee Travel	289	200	200	-
Total for Transfer Center:		<u>87,462</u>	<u>91,726</u>	<u>91,726</u>	<u>-</u>

Account Number	Description	2019 / 2020	2020 / 2021	Unrestricted	Restricted
		Est. Actuals	Budget		
*** VETERANS RESOURCE CENTER ***					
Account Number	Description	2019 / 2020 Est. Actuals	2020 / 2021 Budget	Unrestricted	Restricted
12000-318-2361-64800	Students	-	4,597	-	4,597
12000-318-3620-64800	Workers Comp - Classified	-	56	-	56
12000-318-4310-64800	Supplies, Noninstructional	-	500	-	500
12000-318-4318-64800	Printing Supplies	540	2,444	-	2,444
12000-318-4410-64800	Food Supplies	-	500	-	500
12000-318-5612-64800	Equipment (Rent/Lease)	859	5,000	-	5,000
12000-318-5899-64800	Un-allocated Budget (Budget Only)	-	26,947	-	26,947
12000-318-5990-64800	Other Services	-	4,602	-	4,602
Total for Veterans Resource Center:		1,399	44,646	-	44,646

*** STUDENT EQUITY & ACHIEVEMENT PROGRAM ***

Account Number	Description	2019 / 2020	2020 / 2021	Unrestricted	Restricted
		Est. Actuals	Budget		
11000-319-1220-63200	Other Non-instr Academ Sal, Contr	59,583	61,432	61,432	-
11000-319-2220-61100	Direct Instruct-Limited Ben Emp	51,087	50,641	50,641	-
11000-319-3110-63200	STRS - Certificated	10,189	11,303	11,303	-
11000-319-3220-61100	PERS - Classified	9,562	11,496	11,496	-
11000-319-3310-63200	OASDI Instructional	864	891	891	-
11000-319-3320-61100	OASDI Noninstructional	3,908	3,874	3,874	-
11000-319-3410-63200	H&W Certificated	8,699	9,251	9,251	-
11000-319-3510-63200	Unemployment Ins - Certificated	30	31	31	-
11000-319-3520-61100	Unemployment Ins. - Classified	26	26	26	-
11000-319-3610-63200	Workers Comp - Certificated	730	748	748	-
11000-319-3620-61100	Workers Comp - Classified	619	617	617	-
11000-319-3751-63200	OPEB Instructional & Certificated	1,350	1,350	1,350	-
11000-319-5710-63200	Employee Travel	-	240	240	-
12000-319-1210-63200	Admin & Supervisors - Certificated	195,097	200,641	-	200,641
12000-319-1220-63200	Other Non-instr Academ Sal, Contr	416,786	336,851	-	336,851
12000-319-1330-63200	Overload - Instructional	8,533	-	-	-
12000-319-2180-63200	Full Benefits Employees	141,229	151,760	-	151,760
12000-319-2185-63200	Overtime - Full Benefit Employees	307	-	-	-
12000-319-2361-63200	Students	1,477	30	-	30
12000-319-3110-63200	STRS - Certificated	82,927	72,384	-	72,384
12000-319-3210-63200	PERS - Certificated	26,312	31,967	-	31,967
12000-319-3220-63200	PERS - Classified	27,781	35,192	-	35,192

Account Number	Description	2019 / 2020	2020 / 2021	Unrestricted	Restricted
		Est. Actuals	Budget		
12000-319-3310-63200	OASDI Instructional	15,058	16,314	-	16,314
12000-319-3320-63200	OASDI Noninstructional	10,783	12,023	-	12,023
12000-319-3410-63200	H&W Certificated	93,749	83,323	-	83,323
12000-319-3420-63200	H&W Noninstructional	46,395	49,341	-	49,341
12000-319-3510-63200	Unemployment Ins - Certificated	308	271	-	271
12000-319-3520-63200	Unemployment Ins. - Classified	71	74	-	74
12000-319-3610-63200	Workers Comp - Certificated	7,502	6,370	-	6,370
12000-319-3620-63200	Workers Comp - Classified	1,734	2,027	-	2,027
12000-319-3751-63200	OPEB Instructional & Certificated	14,549	12,150	-	12,150
12000-319-3752-63200	OPEB Noninstructional	7,200	7,200	-	7,200
12000-319-4310-63200	Supplies, Noninstructional	-	1,000	-	1,000
12000-319-5510-63200	Consultant	-	1,210	-	1,210
12000-319-5641-63200	Contracts	31,459	20,090	-	20,090
12000-319-5710-63200	Employee Travel	1,151	1,175	-	1,175
12000-319-5899-63200	Un-allocated Budget (Budget Only)	-	330,862	-	330,862
12000-319-5970-63200	Advertising	2,500	-	-	-
12000-319-5990-63200	Other Services	-	100	-	100
12495-319-2190-61900	Limited Benefits Employees	19,129	20,349	-	20,349
12495-319-2195-61900	Limited Benefits Emp, Add'L Hours	3,768	7,000	-	7,000
12495-319-2295-61900	PT Classified, Add'L Hrs (Instruct)	1,247	2,000	-	2,000
12495-319-2361-61900	Students	1,381	2,000	-	2,000
12495-319-2363-61900	Student Worker Sick Leave	60	-	-	-
12495-319-2370-61900	Short-Term Substitutes	-	676	-	676
12495-319-2461-61900	Student Tutors (Direct Instruction)	26,721	35,000	-	35,000
12495-319-3220-61900	PERS - Classified	4,726	6,663	-	6,663
12495-319-3320-61900	OASDI Noninstructional	1,847	2,360	-	2,360
12495-319-3520-61900	Unemployment Ins. - Classified	12	16	-	16
12495-319-3620-61900	Workers Comp - Classified	637	825	-	825
12495-319-4110-61900	Textbooks	93	-	-	-
12495-319-4310-61900	Supplies, Noninstructional	902	2,479	-	2,479
12495-319-4311-61900	Supplies, Instructional	287	2,500	-	2,500
12495-319-4318-61900	Printing Supplies	973	1,500	-	1,500
12495-319-4410-61900	Food Supplies	829	1,000	-	1,000
12495-319-5612-61900	Equipment (Rent/Lease)	448	1,554	-	1,554
12495-319-5641-61900	Contracts	995	1,000	-	1,000
12495-319-5643-61900	Computer Software	2,099	2,249	-	2,249
12495-319-5645-61900	On Line Access / Services	1,000	1,000	-	1,000
12495-319-5710-61900	Employee Travel	4,627	8,500	-	8,500
12495-319-5971-61900	Printing Services	9	-	-	-
12495-319-5980-61900	Physical Exams	-	234	-	234
12495-319-5985-61900	Employee Recruitment	580	500	-	500
12495-319-6411-61900	Furniture-Under \$5000	1,873	-	-	-
12495-319-6412-61900	Equipment- Under \$5000	1,708	-	-	-

Account Number	Description	2019 / 2020	2020 / 2021	Unrestricted	Restricted
		Est. Actuals	Budget		
12495-319-6415-61900	Computer Equipment	2,472	2,500	-	2,500
12563-319-1210-64900	Admin & Supervisors - Certificated	115,449	121,833	-	121,833
12563-319-1430-64900	Noninstructional Salaries, Overload	35,553	10,341	-	10,341
12563-319-2180-64900	Full Benefits Employees	28,833	7,340	-	7,340
12563-319-2185-64900	Overtime - Full Benefit Employees	34	-	-	-
12563-319-2210-64900	Direct Instruct-Full Benefits Empl	20,348	21,845	-	21,845
12563-319-2361-64900	Students	33,944	30,325	-	30,325
12563-319-2370-64900	Short-Term Substitutes	2,643	2,560	-	2,560
12563-319-3110-64900	STRS - Certificated	25,821	24,321	-	24,321
12563-319-3220-64900	PERS - Classified	9,696	6,625	-	6,625
12563-319-3310-64900	OASDI Instructional	2,190	1,876	-	1,876
12563-319-3320-64900	OASDI Noninstructional	3,970	2,471	-	2,471
12563-319-3410-64900	H&W Certificated	19,331	20,559	-	20,559
12563-319-3420-64900	H&W Noninstructional	20,871	10,280	-	10,280
12563-319-3510-64900	Unemployment Ins - Certificated	76	65	-	65
12563-319-3520-64900	Unemployment Ins. - Classified	26	17	-	17
12563-319-3610-64900	Workers Comp - Certificated	1,844	1,576	-	1,576
12563-319-3620-64900	Workers Comp - Classified	1,045	544	-	544
12563-319-3751-64900	OPEB Instructional & Certificated	3,000	3,000	-	3,000
12563-319-3752-64900	OPEB Noninstructional	3,250	1,500	-	1,500
12563-319-4310-64900	Supplies, Noninstructional	46	196	-	196
12563-319-4410-64900	Food Supplies	-	250	-	250
12563-319-5641-64900	Contracts	12,700	10,127	-	10,127
12563-319-5710-64900	Employee Travel	521	1,378	-	1,378
12563-319-5985-64900	Employee Recruitment	122	122	-	122
Total for Student Equity & Achievement Program:		1,699,292	1,905,311	151,900	1,753,411

*** TRIO GRANT ***

Account Number	Description	2019 / 2020	2020 / 2021	Unrestricted	Restricted
		Est. Actuals	Budget		
12000-340-1210-64951	Admin & Supervisors - Certificated	76,183	-	-	-
12000-340-2190-64951	Limited Benefits Employees	14,066	-	-	-
12000-340-2195-64951	Limited Benefits Emp, Add'L Hours	5,124	-	-	-
12000-340-2295-64951	PT Classified, Add'L Hrs (Instruct)	971	-	-	-
12000-340-2361-64951	Students	12,891	-	-	-
12000-340-2370-64951	Short-Term Substitutes	12	-	-	-
12000-340-2461-64951	Student Tutors (Direct Instruction)	7,983	-	-	-
12000-340-3210-64951	PERS - Certificated	15,024	-	-	-
12000-340-3220-64951	PERS - Classified	3,973	-	-	-

Account Number	Description	2019 / 2020	2020 / 2021	Unrestricted	Restricted
		Est. Actuals	Budget		
12000-340-3310-64951	OASDI Instructional	5,828	-	-	-
12000-340-3320-64951	OASDI Noninstructional	1,543	-	-	-
12000-340-3410-64951	H&W Certificated	14,628	-	-	-
12000-340-3510-64951	Unemployment Ins - Certificated	38	-	-	-
12000-340-3520-64951	Unemployment Ins. - Classified	10	-	-	-
12000-340-3610-64951	Workers Comp - Certificated	921	-	-	-
12000-340-3620-64951	Workers Comp - Classified	498	-	-	-
12000-340-3751-64951	OPEB Instructional & Certificated	2,250	-	-	-
12000-340-4310-64951	Supplies, Noninstructional	3,939	-	-	-
12000-340-4311-64951	Supplies, Instructional	500	-	-	-
12000-340-4318-64951	Printing Supplies	1,500	-	-	-
12000-340-5210-64951	Dues and Memberships	4,920	-	-	-
12000-340-5710-64951	Employee Travel	3,345	-	-	-
12000-340-5730-64951	Student Travel	2,138	-	-	-
12000-340-5985-64951	Employee Recruitment	61	-	-	-
12340-340-1210-64951	Admin & Supervisors - Certificated	23,983	34,259	-	34,259
12340-340-2190-64951	Limited Benefits Employees	4,388	6,378	-	6,378
12340-340-2195-64951	Limited Benefits Emp, Add'L Hours	684	-	-	-
12340-340-2295-64951	PT Classified, Add'L Hrs (Instruct)	388	-	-	-
12340-340-2361-64951	Students	3,456	-	-	-
12340-340-2461-64951	Student Tutors (Direct Instruction)	29	-	-	-
12340-340-3210-64951	PERS - Certificated	4,730	6,330	-	6,330
12340-340-3220-64951	PERS - Classified	1,077	4,077	-	4,077
12340-340-3310-64951	OASDI Instructional	1,835	3,835	-	3,835
12340-340-3320-64951	OASDI Noninstructional	418	1,918	-	1,918
12340-340-3410-64951	H&W Certificated	4,704	14,704	-	14,704
12340-340-3510-64951	Unemployment Ins - Certificated	12	31	-	31
12340-340-3520-64951	Unemployment Ins. - Classified	3	5	-	5
12340-340-3610-64951	Workers Comp - Certificated	290	1,790	-	1,790
12340-340-3620-64951	Workers Comp - Classified	109	109	-	109
12340-340-3751-64951	OPEB Instructional & Certificated	750	1,250	-	1,250
12340-340-4310-64951	Supplies, Noninstructional	651	-	-	-
12340-340-5730-64951	Student Travel	1,350	-	-	-
Total for TRIO Grant:		<u>227,202</u>	<u>74,685</u>	<u>-</u>	<u>74,685</u>

*** HUNGER FREE CAMPUS SUPPORT ***

Account Number	Description	2019 / 2020	2020 / 2021	Unrestricted	Restricted
		Est. Actuals	Budget		
12532-351-2361-64900	Students	-	22,993	-	22,993

Account Number	Description	2019 / 2020	2020 / 2021	Unrestricted	Restricted
		Est. Actuals	Budget		
12532-351-3620-64900	Workers Comp - Classified	-	280	-	280
Total for Hunger Free Campus Support:		-	23,273	-	23,273

*** ATHLETICS ***

Account Number	Description	2019 / 2020	2020 / 2021	Unrestricted	Restricted
		Est. Actuals	Budget		
11000-352-1210-08350	Admin & Supervisors - Certificated	119,419	122,189	122,189	-
11000-352-1370-08350	Instructional Salaries-Coaches	-	11,490	11,490	-
11000-352-1370-69611	Instructional Salaries-Coaches	15,112	15,141	15,141	-
11000-352-1370-69612	Instructional Salaries-Coaches	23,005	22,517	22,517	-
11000-352-1370-69613	Instructional Salaries-Coaches	24,927	22,517	22,517	-
11000-352-1370-69614	Instructional Salaries-Coaches	10,772	19,992	19,992	-
11000-352-1370-69615	Instructional Salaries-Coaches	25,029	19,992	19,992	-
11000-352-1370-69616	Instructional Salaries-Coaches	5,454	7,570	7,570	-
11000-352-1370-69617	Instructional Salaries-Coaches	16,398	17,469	17,469	-
11000-352-1370-69618	Instructional Salaries-Coaches	5,933	17,469	17,469	-
11000-352-1470-69611	Noninstructional Salaries-Coaches	2,987	2,993	2,993	-
11000-352-1470-69612	Noninstructional Salaries-Coaches	-	2,993	2,993	-
11000-352-1470-69613	Noninstructional Salaries-Coaches	2,988	2,993	2,993	-
11000-352-1470-69614	Noninstructional Salaries-Coaches	2,371	2,993	2,993	-
11000-352-1470-69615	Noninstructional Salaries-Coaches	2,949	2,993	2,993	-
11000-352-1470-69616	Noninstructional Salaries-Coaches	2,987	6,986	6,986	-
11000-352-1470-69617	Noninstructional Salaries-Coaches	-	25,455	25,455	-
11000-352-1470-69618	Noninstructional Salaries-Coaches	13,108	3,993	3,993	-
11000-352-2110-08350	Admin & Supervisors - Classified	81,308	83,194	83,194	-
11000-352-2180-08350	Full Benefits Employees	61,109	65,645	65,645	-
11000-352-2190-08350	Limited Benefits Employees	20,743	21,224	21,224	-
11000-352-2190-69610	Limited Benefits Employees	8,663	-	-	-
11000-352-2195-08350	Limited Benefits Emp, Add'L Hours	252	-	-	-
11000-352-2361-08350	Students	88,621	50,000	50,000	-
11000-352-2370-08350	Short-Term Substitutes	-	4,696	4,696	-
11000-352-2370-64993	Short-Term Substitutes	17,693	8,243	8,243	-
11000-352-3110-08350	STRS - Certificated	20,421	24,597	24,597	-
11000-352-3110-69611	STRS - Certificated	1,372	3,337	3,337	-
11000-352-3110-69612	STRS - Certificated	-	4,694	4,694	-
11000-352-3110-69613	STRS - Certificated	-	4,694	4,694	-
11000-352-3110-69614	STRS - Certificated	2,088	4,229	4,229	-
11000-352-3110-69615	STRS - Certificated	3,492	4,229	4,229	-
11000-352-3110-69616	STRS - Certificated	511	2,678	2,678	-

Account Number	Description	2019 / 2020	2020 / 2021	Unrestricted	Restricted
		Est. Actuals	Budget		
11000-352-3110-69617	STRS - Certificated	-	7,898	7,898	-
11000-352-3110-69618	STRS - Certificated	-	3,949	3,949	-
11000-352-3120-64993	STRS - Classified	96	-	-	-
11000-352-3220-08350	PERS - Classified	28,311	39,670	39,670	-
11000-352-3220-64993	PERS - Classified	58	1,871	1,871	-
11000-352-3220-69610	PERS - Classified	1,916	-	-	-
11000-352-3310-08350	OASDI Instructional	1,732	2,610	2,610	-
11000-352-3310-69611	OASDI Instructional	887	1,387	1,387	-
11000-352-3310-69612	OASDI Instructional	1,760	1,952	1,952	-
11000-352-3310-69613	OASDI Instructional	2,135	1,952	1,952	-
11000-352-3310-69614	OASDI Instructional	248	1,758	1,758	-
11000-352-3310-69615	OASDI Instructional	874	1,758	1,758	-
11000-352-3310-69616	OASDI Instructional	461	1,114	1,114	-
11000-352-3310-69617	OASDI Instructional	1,254	3,284	3,284	-
11000-352-3310-69618	OASDI Instructional	1,457	1,642	1,642	-
11000-352-3320-08350	OASDI Noninstructional	12,592	13,410	13,410	-
11000-352-3320-64993	OASDI Noninstructional	1,319	631	631	-
11000-352-3320-69610	OASDI Noninstructional	743	-	-	-
11000-352-3410-08350	H&W Certificated	15,457	16,447	16,447	-
11000-352-3420-08350	H&W Noninstructional	38,347	41,238	41,238	-
11000-352-3420-69610	H&W Noninstructional	21	-	-	-
11000-352-3510-08350	Unemployment Ins - Certificated	60	66	66	-
11000-352-3510-69611	Unemployment Ins - Certificated	9	9	9	-
11000-352-3510-69612	Unemployment Ins - Certificated	11	13	13	-
11000-352-3510-69613	Unemployment Ins - Certificated	14	13	13	-
11000-352-3510-69614	Unemployment Ins - Certificated	7	11	11	-
11000-352-3510-69615	Unemployment Ins - Certificated	14	11	11	-
11000-352-3510-69616	Unemployment Ins - Certificated	4	7	7	-
11000-352-3510-69617	Unemployment Ins - Certificated	8	21	21	-
11000-352-3510-69618	Unemployment Ins - Certificated	10	11	11	-
11000-352-3520-08350	Unemployment Ins. - Classified	82	88	88	-
11000-352-3520-64993	Unemployment Ins. - Classified	9	4	4	-
11000-352-3520-69610	Unemployment Ins. - Classified	5	-	-	-
11000-352-3610-08350	Workers Comp - Certificated	1,467	1,595	1,595	-
11000-352-3610-69611	Workers Comp - Certificated	220	221	221	-
11000-352-3610-69612	Workers Comp - Certificated	280	311	311	-
11000-352-3610-69613	Workers Comp - Certificated	340	311	311	-
11000-352-3610-69614	Workers Comp - Certificated	160	280	280	-
11000-352-3610-69615	Workers Comp - Certificated	341	280	280	-
11000-352-3610-69616	Workers Comp - Certificated	103	177	177	-
11000-352-3610-69617	Workers Comp - Certificated	200	523	523	-
11000-352-3610-69618	Workers Comp - Certificated	232	261	261	-
11000-352-3620-08350	Workers Comp - Classified	3,066	3,380	3,380	-

Account Number	Description	2019 / 2020	2020 / 2021	Unrestricted	Restricted
		Est. Actuals	Budget		
11000-352-3620-64993	Workers Comp - Classified	216	100	100	-
11000-352-3620-69610	Workers Comp - Classified	118	-	-	-
11000-352-3751-08350	OPEB Instructional & Certificated	2,399	2,400	2,400	-
11000-352-3752-08350	OPEB Noninstructional	6,000	6,000	6,000	-
11000-352-4310-69610	Supplies, Noninstructional	9,891	14,247	14,247	-
11000-352-4310-69611	Supplies, Noninstructional	748	-	-	-
11000-352-4310-69613	Supplies, Noninstructional	225	-	-	-
11000-352-4310-69617	Supplies, Noninstructional	-	1,500	1,500	-
11000-352-4310-69618	Supplies, Noninstructional	1,500	1,500	1,500	-
11000-352-4310-69619	Supplies, Noninstructional	4,945	7,000	7,000	-
11000-352-4311-69610	Supplies, Instructional	-	1,400	1,400	-
11000-352-4312-69611	Supplies for Equip Repair	1,956	3,927	3,927	-
11000-352-4312-69614	Supplies for Equip Repair	1,365	3,927	3,927	-
11000-352-4316-69610	Gas, Oil	6,050	8,600	8,600	-
11000-352-4318-69610	Printing Supplies	787	964	964	-
11000-352-4410-69610	Food Supplies	345	500	500	-
11000-352-5210-69610	Dues and Memberships	8,030	13,000	13,000	-
11000-352-5210-69612	Dues and Memberships	330	-	-	-
11000-352-5210-69613	Dues and Memberships	330	-	-	-
11000-352-5210-69615	Dues and Memberships	345	-	-	-
11000-352-5210-69616	Dues and Memberships	220	-	-	-
11000-352-5210-69617	Dues and Memberships	-	850	850	-
11000-352-5210-69618	Dues and Memberships	-	850	850	-
11000-352-5611-69612	Lands & Buildings (Rent/Lease)	4,175	4,226	4,226	-
11000-352-5611-69613	Lands & Buildings (Rent/Lease)	4,175	4,226	4,226	-
11000-352-5632-69610	Outside Work for Equipment	207	200	200	-
11000-352-5632-69611	Outside Work for Equipment	35	300	300	-
11000-352-5632-69614	Outside Work for Equipment	35	280	280	-
11000-352-5710-69610	Employee Travel	2,713	1,000	1,000	-
11000-352-5710-69611	Employee Travel	-	100	100	-
11000-352-5710-69612	Employee Travel	-	100	100	-
11000-352-5710-69613	Employee Travel	-	100	100	-
11000-352-5710-69614	Employee Travel	-	100	100	-
11000-352-5710-69615	Employee Travel	489	100	100	-
11000-352-5710-69616	Employee Travel	-	100	100	-
11000-352-5710-69617	Employee Travel	-	100	100	-
11000-352-5710-69618	Employee Travel	-	100	100	-
11000-352-5750-69610	Team Travel, Meals, Officials	45,377	73,500	73,500	-
11000-352-5750-69611	Team Travel, Meals, Officials	9,260	12,000	12,000	-
11000-352-5750-69612	Team Travel, Meals, Officials	9,799	7,000	7,000	-
11000-352-5750-69613	Team Travel, Meals, Officials	7,210	7,000	7,000	-
11000-352-5750-69614	Team Travel, Meals, Officials	2,501	7,000	7,000	-
11000-352-5750-69615	Team Travel, Meals, Officials	9,079	7,000	7,000	-

Account Number	Description	2019 / 2020	2020 / 2021	Unrestricted	Restricted
		Est. Actuals	Budget		
11000-352-5750-69616	Team Travel, Meals, Officials	9,774	9,000	9,000	-
11000-352-5750-69617	Team Travel, Meals, Officials	3,819	4,800	4,800	-
11000-352-5750-69618	Team Travel, Meals, Officials	1,749	4,800	4,800	-
11000-352-5940-69610	Postage, Freight (Shipping in)	77	700	700	-
11000-352-5940-69616	Postage, Freight (Shipping in)	-	-	-	-
11000-352-5950-69610	Shipping Out	10	-	-	-
11000-352-5980-69610	Physical Exams	196	548	548	-
11000-352-5985-08350	Employee Recruitment	2,774	2,652	2,652	-
11000-352-5985-08352	Employee Recruitment	512	512	512	-
11000-352-5985-64993	Employee Recruitment	138	138	138	-
11000-352-5985-69614	Employee Recruitment	61	-	-	-
11000-352-5990-69610	Other Services	55	2,698	2,698	-
11000-352-6411-69610	Furniture-Under \$5000	386	-	-	-
11000-352-6412-69610	Equipment- Under \$5000	-	253	253	-
Total for Athletics:		856,428	976,767	976,767	-

*** FINANCIAL AID ***

Account Number	Description	2019 / 2020	2020 / 2021	Unrestricted	Restricted
		Est. Actuals	Budget		
11000-353-2110-64600	Admin & Supervisors - Classified	99,204	102,489	102,489	-
11000-353-2110-69100	Admin & Supervisors - Classified	5,221	5,394	5,394	-
11000-353-2180-64600	Full Benefits Employees	53,082	46,955	46,955	-
11000-353-2180-64900	Full Benefits Employees	17,233	18,498	18,498	-
11000-353-2180-69100	Full Benefits Employees	2,119	2,471	2,471	-
11000-353-3220-64600	PERS - Classified	29,356	33,924	33,924	-
11000-353-3220-64900	PERS - Classified	3,378	4,199	4,199	-
11000-353-3220-69100	PERS - Classified	1,412	1,786	1,786	-
11000-353-3320-64600	OASDI Noninstructional	11,604	11,432	11,432	-
11000-353-3320-64900	OASDI Noninstructional	1,305	1,415	1,415	-
11000-353-3320-69100	OASDI Noninstructional	559	601	601	-
11000-353-3420-64600	H&W Noninstructional	35,429	39,176	39,176	-
11000-353-3420-64900	H&W Noninstructional	5,799	6,168	6,168	-
11000-353-3420-69100	H&W Noninstructional	1,608	2,062	2,062	-
11000-353-3520-64600	Unemployment Ins. - Classified	76	74	74	-
11000-353-3520-64900	Unemployment Ins. - Classified	8	9	9	-
11000-353-3520-69100	Unemployment Ins. - Classified	4	4	4	-
11000-353-3620-64600	Workers Comp - Classified	1,847	1,820	1,820	-
11000-353-3620-64900	Workers Comp - Classified	208	225	225	-
11000-353-3620-69100	Workers Comp - Classified	89	95	95	-

Account Number	Description	2019 / 2020	2020 / 2021	Unrestricted	Restricted
		Est. Actuals	Budget		
11000-353-3752-64600	OPEB Noninstructional	5,250	5,700	5,700	-
11000-353-3752-64900	OPEB Noninstructional	900	900	900	-
11000-353-3752-69100	OPEB Noninstructional	250	300	300	-
11000-353-4310-64600	Supplies, Noninstructional	2,767	4,400	4,400	-
11000-353-4318-64600	Printing Supplies	2,530	2,354	2,354	-
11000-353-4410-64600	Food Supplies	633	3,000	3,000	-
11000-353-5641-64600	Contracts	43,505	44,417	44,417	-
11000-353-5710-64600	Employee Travel	-	284	284	-
11000-353-5940-64600	Postage, Freight (Shipping in)	146	100	100	-
11000-353-5970-64600	Advertising	250	-	-	-
11000-353-5985-64600	Employee Recruitment	52	-	-	-
11000-353-5988-64600	HS Merit Award Reimbursement	17,100	24,200	24,200	-
11000-353-5989-64600	TC Scholarship Reimbursement	57,625	60,500	60,500	-
11000-353-6411-64600	Furniture-Under \$5000	482	500	500	-
11000-353-6415-64600	Computer Equipment	2,517	5,000	5,000	-
11000-353-7130-64600	Other Payments	35,285	20,000	20,000	-
12000-353-2363-64600	Student Worker Sick Leave	358	400	-	400
12000-353-3620-64600	Workers Comp - Classified	4	50	-	50
12000-353-4310-64600	Supplies, Noninstructional	796	2,478	-	2,478
12000-353-5210-64600	Dues and Memberships	1,654	1,900	-	1,900
12000-353-5645-64600	On Line Access / Services	15	-	-	-
12000-353-5710-64600	Employee Travel	412	4,168	-	4,168
12000-353-5970-64600	Advertising	3,350	3,350	-	3,350
12000-353-5990-64600	Other Services	-	282	-	282
12000-353-7510-64600	Student Aid (Excludes Salaries)	82,092	-	-	-
12000-353-7510-73200	Student Aid (Excludes Salaries)	-	87,924	-	87,924
12000-353-7513-64600	Student Aid (PELL)	-	-	-	-
12000-353-7604-73200	Student Aid - Book Vouchers	78,322	-	-	-
12401-353-2361-64600	Students	81,725	89,228	-	89,228
12401-353-3620-64600	Workers Comp - Classified	979	1,087	-	1,087
12401-353-4310-64600	Supplies, Noninstructional	2,160	2,753	-	2,753
12401-353-5210-64600	Dues and Memberships	1,955	2,000	-	2,000
12549-353-7510-73200	Student Aid (Excludes Salaries)	382,987	722,811	-	722,811
12551-353-2180-64600	Full Benefits Employees	114,243	119,755	-	119,755
12551-353-2185-64600	Overtime - Full Benefit Employees	20	-	-	-
12551-353-3220-64600	PERS - Classified	22,530	27,184	-	27,184
12551-353-3320-64600	OASDI Noninstructional	8,607	9,162	-	9,162
12551-353-3420-64600	H&W Noninstructional	38,663	41,118	-	41,118
12551-353-3520-64600	Unemployment Ins. - Classified	56	60	-	60
12551-353-3620-64600	Workers Comp - Classified	1,358	1,458	-	1,458
12551-353-3752-64600	OPEB Noninstructional	6,000	6,000	-	6,000
12551-353-4310-64600	Supplies, Noninstructional	238	16,416	-	16,416
12551-353-4318-64600	Printing Supplies	10,159	10,000	-	10,000

Account Number	Description	2019 / 2020	2020 / 2021	Unrestricted	Restricted
		Est. Actuals	Budget		
12551-353-4410-64600	Food Supplies	3,029	-	-	-
12551-353-5612-64600	Equipment (Rent/Lease)	747	1,400	-	1,400
12551-353-5710-64600	Employee Travel	2,203	2,507	-	2,507
12551-353-5971-64600	Printing Services	272	-	-	-
12551-353-6415-64600	Computer Equipment	695	-	-	-
12554-353-7410-73100	Other Transfers	-	-	-	-
12569-353-4310-64600	Supplies, Noninstructional	880	84,663	-	84,663
12569-353-5510-64600	Consultant	43,294	7,704	-	7,704
12569-353-5641-64600	Contracts	42,954	39,000	-	39,000
12573-353-2190-64600	Limited Benefits Employees	9,564	26,170	-	26,170
12573-353-2195-64600	Limited Benefits Emp, Add'L Hours	1,957	-	-	-
12573-353-2461-64600	Student Tutors (Direct Instruction)	7,053	15,807	-	15,807
12573-353-3220-64600	PERS - Classified	2,272	5,941	-	5,941
12573-353-3320-64600	OASDI Noninstructional	881	2,001	-	2,001
12573-353-3520-64600	Unemployment Ins. - Classified	6	13	-	13
12573-353-3620-64600	Workers Comp - Classified	225	512	-	512
12573-353-4310-64600	Supplies, Noninstructional	-	110,405	-	110,405
12573-353-4410-64600	Food Supplies	-	9,000	-	9,000
12573-353-5610-64600	Rents & Leases	3,560	3,600	-	3,600
12573-353-5710-64600	Employee Travel	-	789	-	789
12573-353-5985-64600	Employee Recruitment	261	900	-	900
12573-353-7601-73200	Other Student Aid	610	2,400	-	2,400
12573-353-7602-73200	Student Aid - Gas Cards/Vouchers	245	13,754	-	13,754
12573-353-7604-64600	Student Aid - Book Vouchers	1,200	-	-	-
12573-353-7604-73200	Student Aid - Book Vouchers	4,187	25,000	-	25,000
12573-353-7605-73200	Student Aid - Supplies	2,741	10,000	-	10,000
12573-353-7606-73200	Student Aid - Fee Reimbursements	7,069	69,000	-	69,000
12657-353-7605-73200	Student Aid - Supplies	500	-	-	-
Total for Financial Aid:		1,413,921	2,030,602	450,452	1,580,149

*** STUDENT ACTIVITIES ***

Account Number	Description	2019 / 2020	2020 / 2021	Unrestricted	Restricted
		Est. Actuals	Budget		
11000-354-1490-69600	Other Non-instr Academic Salaries	16,865	22,259	22,259	-
11000-354-2110-69600	Admin & Supervisors - Classified	68,701	70,997	70,997	-
11000-354-2361-69600	Students	20,657	12,314	12,314	-
11000-354-2365-69600	Students-Summer	-	1,250	1,250	-
11000-354-3110-69600	STRS - Certificated	2,884	4,096	4,096	-
11000-354-3220-69600	PERS - Classified	13,548	16,116	16,116	-

Account Number	Description	2019 / 2020	2020 / 2021	Unrestricted	Restricted
		Est. Actuals	Budget		
11000-354-3310-69600	OASDI Instructional	244	323	323	-
11000-354-3320-69600	OASDI Noninstructional	5,263	5,431	5,431	-
11000-354-3420-69600	H&W Noninstructional	15,294	20,679	20,679	-
11000-354-3510-69600	Unemployment Ins - Certificated	9	10	10	-
11000-354-3520-69600	Unemployment Ins. - Classified	34	36	36	-
11000-354-3610-69600	Workers Comp - Certificated	208	238	238	-
11000-354-3620-69600	Workers Comp - Classified	1,088	1,214	1,214	-
11000-354-3752-69600	OPEB Noninstructional	3,000	3,000	3,000	-
11000-354-4316-69600	Gas, Oil	-	150	150	-
11000-354-4318-69600	Printing Supplies	500	650	650	-
11000-354-5710-69600	Employee Travel	-	50	50	-
11000-354-5985-69600	Employee Recruitment	61	-	-	-
11566-354-5710-69600	Employee Travel	-	150	150	-
Total for Student Activities:		148,356	158,963	158,963	-

*** COMMUNITY SERVICE ***

Account Number	Description	2019 / 2020	2020 / 2021	Unrestricted	Restricted
		Est. Actuals	Budget		
11000-356-5970-68100	Advertising	6,539	-	-	-
Total for Community Service:		6,539	-	-	-

*** STUDENT HOUSING ***

Account Number	Description	2019 / 2020	2020 / 2021	Unrestricted	Restricted
		Est. Actuals	Budget		
11000-357-2110-69700	Admin & Supervisors - Classified	72,751	74,439	74,439	-
11000-357-2190-69700	Limited Benefits Employees	4,032	11,340	11,340	-
11000-357-2361-69700	Students	1,080	-	-	-
11000-357-3220-69700	PERS - Classified	15,197	19,472	19,472	-
11000-357-3320-69700	OASDI Noninstructional	6,301	6,563	6,563	-
11000-357-3420-69700	H&W Noninstructional	15,343	20,679	20,679	-
11000-357-3520-69700	Unemployment Ins. - Classified	41	43	43	-
11000-357-3620-69700	Workers Comp - Classified	1,015	1,045	1,045	-
11000-357-3752-69700	OPEB Noninstructional	3,000	3,000	3,000	-
11000-357-4318-69700	Printing Supplies	483	500	500	-

Account Number	Description	2019 / 2020	2020 / 2021	Unrestricted	Restricted
		Est. Actuals	Budget		
11000-357-5840-69700	Telephone	1,699	2,700	2,700	-
11000-357-5990-69700	Other Services	29	61	61	-
11000-357-6412-69700	Equipment- Under \$5000	-	939	939	-
Total for Student Housing:		120,971	140,781	140,781	-

*** SECURITY SERVICES ***

Account Number	Description	2019 / 2020	2020 / 2021	Unrestricted	Restricted
		Est. Actuals	Budget		
11000-360-2190-67701	Limited Benefits Employees	87,208	84,382	84,382	-
11000-360-2190-69700	Limited Benefits Employees	375	-	-	-
11000-360-2195-67701	Limited Benefits Emp, Add'L Hours	23,584	5,585	5,585	-
11000-360-2370-67701	Short-Term Substitutes	-	8,054	8,054	-
11000-360-3220-67701	PERS - Classified	18,198	22,250	22,250	-
11000-360-3320-67701	OASDI Noninstructional	8,519	7,498	7,498	-
11000-360-3320-69700	OASDI Noninstructional	29	-	-	-
11000-360-3520-67701	Unemployment Ins. - Classified	56	49	49	-
11000-360-3520-69700	Unemployment Ins. - Classified	0	-	-	-
11000-360-3620-67701	Workers Comp - Classified	1,348	1,193	1,193	-
11000-360-3620-69700	Workers Comp - Classified	5	-	-	-
35000-360-2110-67701	Admin & Supervisors - Classified	54,198	96,821	-	96,821
35000-360-3220-67701	PERS - Classified	17,944	21,978	-	21,978
35000-360-3320-67701	OASDI Noninstructional	6,963	7,407	-	7,407
35000-360-3420-67701	H&W Noninstructional	15,343	20,679	-	20,679
35000-360-3520-67701	Unemployment Ins. - Classified	45	48	-	48
35000-360-3620-67701	Workers Comp - Classified	1,108	1,180	-	1,180
35000-360-3752-67701	OPEB Noninstructional	3,000	3,000	-	3,000
35000-360-4310-67701	Supplies, Noninstructional	407	2,000	-	2,000
35000-360-4312-67701	Supplies for Equip Repair	-	1,000	-	1,000
35000-360-5210-67701	Dues and Memberships	75	75	-	75
35000-360-5505-67701	In House Training / Conference	2,522	2,700	-	2,700
35000-360-5631-67701	Outside Work for Buildings	1,267	4,576	-	4,576
35000-360-5632-67701	Outside Work for Equipment	95	1,000	-	1,000
35000-360-5641-67701	Contracts	48	300	-	300
35000-360-5710-67701	Employee Travel	524	1,000	-	1,000
35000-360-5880-67701	Security Services	2,295	1,300	-	1,300
35000-360-6412-67701	Equipment- Under \$5000	649	2,681	-	2,681
35000-360-6414-67701	Equipment- over \$5000	5,220	5,220	-	5,220

Account Number	Description	2019 / 2020	2020 / 2021	Unrestricted	Restricted
		Est. Actuals	Budget		
Total for Security Services:		251,025	301,976	129,011	172,965

*** REGISTRAR ***

Account Number	Description	2019 / 2020 Est. Actuals	2020 / 2021 Budget	Unrestricted	Restricted
11000-358-2110-62100	Admin & Supervisors - Classified	24,018	86,935	86,935	-
11000-358-2110-69990	Admin & Supervisors - Classified	1,413	-	-	-
11000-358-2110-70990	Admin & Supervisors - Classified	2,826	-	-	-
11000-358-2180-62100	Full Benefits Employees	183,858	197,914	197,914	-
11000-358-2190-62100	Limited Benefits Employees	8,525	-	-	-
11000-358-2361-62100	Students	8,511	4,105	4,105	-
11000-358-2363-62100	Student Worker Sick Leave	91	-	-	-
11000-358-3220-62100	PERS - Classified	42,340	64,661	64,661	-
11000-358-3220-69990	PERS - Classified	254	-	-	-
11000-358-3220-70990	PERS - Classified	509	-	-	-
11000-358-3320-62100	OASDI Noninstructional	16,730	21,791	21,791	-
11000-358-3320-69990	OASDI Noninstructional	108	-	-	-
11000-358-3320-70990	OASDI Noninstructional	216	-	-	-
11000-358-3420-62100	H&W Noninstructional	82,734	105,292	105,292	-
11000-358-3420-69990	H&W Noninstructional	318	-	-	-
11000-358-3420-70990	H&W Noninstructional	636	-	-	-
11000-358-3520-62100	Unemployment Ins. - Classified	109	142	142	-
11000-358-3520-69990	Unemployment Ins. - Classified	1	-	-	-
11000-358-3520-70990	Unemployment Ins. - Classified	1	-	-	-
11000-358-3620-62100	Workers Comp - Classified	2,759	3,570	3,570	-
11000-358-3620-69990	Workers Comp - Classified	17	-	-	-
11000-358-3620-70990	Workers Comp - Classified	34	-	-	-
11000-358-3752-62100	OPEB Noninstructional	12,850	15,000	15,000	-
11000-358-3752-69990	OPEB Noninstructional	50	-	-	-
11000-358-3752-70990	OPEB Noninstructional	100	-	-	-
11000-358-4310-62100	Supplies, Noninstructional	9,581	12,750	12,750	-
11000-358-4318-62100	Printing Supplies	2,470	7,200	7,200	-
11000-358-4410-62100	Food Supplies	458	100	100	-
11000-358-5210-62100	Dues and Memberships	-	1,500	1,500	-
11000-358-5510-62100	Consultant	20,741	10,000	10,000	-
11000-358-5612-62100	Equipment (Rent/Lease)	747	2,500	2,500	-
11000-358-5641-62100	Contracts	20,308	19,297	19,297	-
11000-358-5642-62100	Computer License Fees	37	8,703	8,703	-
11000-358-5710-62100	Employee Travel	646	1,000	1,000	-
11000-358-5950-62100	Shipping Out	-	100	100	-

Account Number	Description	2019 / 2020	2020 / 2021	Unrestricted	Restricted
		Est. Actuals	Budget		
11000-358-5970-62100	Advertising	250	250	250	-
11000-358-5971-62100	Printing Services	272	-	-	-
11000-358-5980-62100	Physical Exams	-	100	100	-
11000-358-5985-62100	Employee Recruitment	122	61	61	-
11000-358-5990-62100	Other Services	-	39	39	-
11000-358-6412-62100	Equipment- Under \$5000	-	1,017	1,017	-
11000-358-6415-62100	Computer Equipment	1,483	1,483	1,483	-
Total for Registrar:		446,123	565,509	565,509	-

*** VICE PRESIDENT OF ADMINISTRATIVE SERVICES ***

Account Number	Description	2019 / 2020	2020 / 2021	Unrestricted	Restricted
		Est. Actuals	Budget		
11000-401-1210-67200	Admin & Supervisors - Certificated	90,304	93,322	93,322	-
11000-401-1210-70999	Admin & Supervisors - Certificated	20,067	20,738	20,738	-
11000-401-1210-71005	Admin & Supervisors - Certificated	70,236	72,585	72,585	-
11000-401-2110-67200	Admin & Supervisors - Classified	49,124	52,274	52,274	-
11000-401-2110-70999	Admin & Supervisors - Classified	3,779	4,021	4,021	-
11000-401-2110-71005	Admin & Supervisors - Classified	15,115	16,085	16,085	-
11000-401-2190-67200	Limited Benefits Employees	1,328	-	-	-
11000-401-2370-67200	Short-Term Substitutes	6,159	7,000	7,000	-
11000-401-3110-67200	STRS - Certificated	15,442	17,171	17,171	-
11000-401-3110-70999	STRS - Certificated	3,432	3,817	3,817	-
11000-401-3110-71005	STRS - Certificated	12,010	13,356	13,356	-
11000-401-3220-67200	PERS - Classified	9,932	13,007	13,007	-
11000-401-3220-70999	PERS - Classified	745	914	914	-
11000-401-3220-71005	PERS - Classified	2,981	3,651	3,651	-
11000-401-3310-67200	OASDI Instructional	1,305	1,323	1,323	-
11000-401-3310-70999	OASDI Instructional	290	294	294	-
11000-401-3310-71005	OASDI Instructional	1,015	1,028	1,028	-
11000-401-3320-67200	OASDI Noninstructional	4,336	4,414	4,414	-
11000-401-3320-70999	OASDI Noninstructional	290	315	315	-
11000-401-3320-71005	OASDI Noninstructional	1,158	1,254	1,254	-
11000-401-3410-67200	H&W Certificated	8,699	9,305	9,305	-
11000-401-3410-70999	H&W Certificated	1,933	2,068	2,068	-
11000-401-3410-71005	H&W Certificated	6,766	7,238	7,238	-
11000-401-3420-67200	H&W Noninstructional	12,565	13,441	13,441	-
11000-401-3420-70999	H&W Noninstructional	967	1,034	1,034	-
11000-401-3420-71005	H&W Noninstructional	3,866	4,136	4,136	-
11000-401-3510-67200	Unemployment Ins - Certificated	45	46	46	-

Account Number	Description	2019 / 2020	2020 / 2021	Unrestricted	Restricted
		Est. Actuals	Budget		
11000-401-3510-70999	Unemployment Ins - Certificated	10	10	10	-
11000-401-3510-71005	Unemployment Ins - Certificated	35	35	35	-
11000-401-3520-67200	Unemployment Ins. - Classified	28	30	30	-
11000-401-3520-70999	Unemployment Ins. - Classified	2	2	2	-
11000-401-3520-71005	Unemployment Ins. - Classified	8	9	9	-
11000-401-3610-67200	Workers Comp - Certificated	1,096	1,111	1,111	-
11000-401-3610-70999	Workers Comp - Certificated	243	247	247	-
11000-401-3610-71005	Workers Comp - Certificated	852	864	864	-
11000-401-3620-67200	Workers Comp - Classified	690	724	724	-
11000-401-3620-70999	Workers Comp - Classified	46	55	55	-
11000-401-3620-71005	Workers Comp - Classified	184	216	216	-
11000-401-3751-67200	OPEB Instructional & Certificated	1,350	1,350	1,350	-
11000-401-3751-70999	OPEB Instructional & Certificated	300	300	300	-
11000-401-3751-71005	OPEB Instructional & Certificated	1,050	1,050	1,050	-
11000-401-3752-67200	OPEB Noninstructional	1,950	1,950	1,950	-
11000-401-3752-70999	OPEB Noninstructional	150	150	150	-
11000-401-3752-71005	OPEB Noninstructional	600	600	600	-
11000-401-4120-67200	Professional Books	83	100	100	-
11000-401-4310-67200	Supplies, Noninstructional	436	900	900	-
11000-401-4310-67704	Supplies, Noninstructional	1,343	2,000	2,000	-
11000-401-4318-67704	Printing Supplies	199	1,500	1,500	-
11000-401-4410-71005	Food Supplies	408	750	750	-
11000-401-5210-67200	Dues and Memberships	1,859	1,859	1,859	-
11000-401-5310-67702	Property	22,905	27,905	27,905	-
11000-401-5320-67702	Liability	94,622	110,537	110,537	-
11000-401-5340-67702	Student Insurance	56,363	60,000	60,000	-
11000-401-5390-67702	Other Insurance	17,248	19,211	19,211	-
11000-401-5430-67200	Legal Expenses (including legal ads	4,469	25,000	25,000	-
11000-401-5510-67200	Consultant	9,970	88,456	88,456	-
11000-401-5510-71002	Consultant	33,303	-	-	-
11000-401-5510-71004	Consultant	9,923	10,000	10,000	-
11000-401-5514-67200	Administrative Fees & Services	2,750	3,500	3,500	-
11000-401-5612-67200	Equipment (Rent/Lease)	6,227	34,838	34,838	-
11000-401-5641-67704	Contracts	444	1,425	1,425	-
11000-401-5710-67200	Employee Travel	3,650	6,000	6,000	-
11000-401-5940-67705	Postage, Freight (Shipping in)	711	3,000	3,000	-
11000-401-5970-67200	Advertising	681	1,500	1,500	-
11000-401-5971-67200	Printing Services	5,722	5,000	5,000	-
11000-401-5985-67200	Employee Recruitment	61	100	100	-
11000-401-5990-67200	Other Services	271	271	271	-
11000-401-6415-67200	Computer Equipment	46	2,400	2,400	-
11000-401-7120-67200	Debt Interest & Other Svc Charges	795	6,000	6,000	-
12000-401-6211-71002	Buildings Over \$5000	-	207,481	-	207,481

Account Number	Description	2019 / 2020	2020 / 2021	Unrestricted	Restricted
		Est. Actuals	Budget		
12375-401-5990-67200	Other Services	-	42,414	-	42,414
Total for Vice President of Administrative Services:		626,968	1,034,687	784,792	249,894

*** HUMAN RESOURCES ***

Account Number	Description	2019 / 2020	2020 / 2021	Unrestricted	Restricted
		Est. Actuals	Budget		
11000-411-2110-67300	Admin & Supervisors - Classified	333,254	355,367	355,367	-
11000-411-2150-67300	Stipends, Admin & Sup-Classified	-	600	600	-
11000-411-2180-67300	Full Benefits Employees	-	46,978	46,978	-
11000-411-2370-67300	Short-Term Substitutes	-	5,000	5,000	-
11000-411-3220-67300	PERS - Classified	63,736	92,529	92,529	-
11000-411-3320-67300	OASDI Noninstructional	24,826	31,162	31,162	-
11000-411-3410-67300	H&W Certificated	5,260	5,700	5,700	-
11000-411-3420-67300	H&W Noninstructional	93,433	101,649	101,649	-
11000-411-3520-67300	Unemployment Ins. - Classified	161	204	204	-
11000-411-3620-67300	Workers Comp - Classified	3,921	4,969	4,969	-
11000-411-3752-67300	OPEB Noninstructional	12,000	14,750	14,750	-
11000-411-4310-67300	Supplies, Noninstructional	2,011	3,900	3,900	-
11000-411-4316-67300	Gas, Oil	-	100	100	-
11000-411-4318-67300	Printing Supplies	-	500	500	-
11000-411-4410-67300	Food Supplies	186	500	500	-
11000-411-5210-67300	Dues and Memberships	3,203	3,500	3,500	-
11000-411-5510-67300	Consultant	8,141	4,000	4,000	-
11000-411-5610-67300	Rents & Leases	-	500	500	-
11000-411-5612-67300	Equipment (Rent/Lease)	1,337	1,505	1,505	-
11000-411-5641-67300	Contracts	35,597	48,100	48,100	-
11000-411-5645-67300	On Line Access / Services	-	100	100	-
11000-411-5710-67300	Employee Travel	1,319	1,000	1,000	-
11000-411-5910-67300	Other Operating Expenses	-	400	400	-
11000-411-5950-67300	Shipping Out	5,850	20,000	20,000	-
11000-411-5971-67300	Printing Services	309	500	500	-
11000-411-5985-67300	Employee Recruitment	6,674	20,000	20,000	-
11000-411-5990-67300	Other Services	4,881	5,000	5,000	-
11000-411-6412-67300	Equipment- Under \$5000	1,384	1,550	1,550	-
12010-411-5645-67500	On Line Access / Services	95	95	-	95
12010-411-5710-67500	Employee Travel	2,743	21,848	-	21,848
12571-411-5210-67300	Dues and Memberships	-	16,575	-	16,575
12571-411-5210-67500	Dues and Memberships	5,779	-	-	-
12571-411-5710-67300	Employee Travel	-	10,000	-	10,000

Account Number	Description	2019 / 2020	2020 / 2021	Unrestricted	Restricted
		Est. Actuals	Budget		
12571-411-5710-67500	Employee Travel	1,550	-	-	-
12571-411-5899-67300	Un-allocated Budget (Budget Only)	-	81,943	-	81,943
12571-411-5985-67300	Employee Recruitment	11,250	23,425	-	23,425
Total for Human Resources:		<u>628,902</u>	<u>923,949</u>	<u>770,063</u>	<u>153,886</u>

*** RETIREMENT BENEFITS ***

Account Number	Description	2019 / 2020	2020 / 2021	Unrestricted	Restricted
		Est. Actuals	Budget		
11000-412-3350-59100	Retirement in Lieu of OASDI-Instuct	503,644	625,000	625,000	-
11000-412-3410-59100	H&W Certificated	132,487	144,300	144,300	-
11000-412-3420-67300	H&W Noninstructional	13,845	20,000	20,000	-
11000-412-3420-67400	H&W Noninstructional	244,379	275,000	275,000	-
11000-412-5510-67300	Consultant	20,000	35,000	35,000	-
11000-412-5990-73900	Other Services	59,001	229,971	229,971	-
12000-412-6211-71002	Buildings Over \$5000	-	218,984	-	218,984
Total for Retirement Benefits:		<u>973,355</u>	<u>1,548,255</u>	<u>1,329,271</u>	<u>218,984</u>

*** BUSINESS SERVICES ***

Account Number	Description	2019 / 2020	2020 / 2021	Unrestricted	Restricted
		Est. Actuals	Budget		
11000-421-2110-67200	Admin & Supervisors - Classified	175,756	182,184	182,184	-
11000-421-2110-68900	Admin & Supervisors - Classified	2,690	2,751	2,751	-
11000-421-2110-69100	Admin & Supervisors - Classified	4,034	4,129	4,129	-
11000-421-2110-69400	Admin & Supervisors - Classified	2,690	2,751	2,751	-
11000-421-2110-69990	Admin & Supervisors - Classified	26,498	28,198	28,198	-
11000-421-2110-70999	Admin & Supervisors - Classified	4,416	4,700	4,700	-
11000-421-2110-71005	Admin & Supervisors - Classified	6,724	6,880	6,880	-
11000-421-2180-67200	Full Benefits Employees	280,468	252,639	252,639	-
11000-421-2180-68900	Full Benefits Employees	2,197	2,275	2,275	-
11000-421-2180-69100	Full Benefits Employees	1,465	1,516	1,516	-
11000-421-2180-71005	Full Benefits Employees	1,395	1,498	1,498	-
11000-421-2185-67200	Overtime - Full Benefit Employees	33	500	500	-
11000-421-2190-67200	Limited Benefits Employees	21,480	23,119	23,119	-
11000-421-2195-67200	Limited Benefits Emp, Add'L Hours	1,307	1,500	1,500	-

Account Number	Description	2019 / 2020	2020 / 2021	Unrestricted	Restricted
		Est. Actuals	Budget		
11000-421-2361-67200	Students	2,576	4,800	4,800	-
11000-421-3220-67200	PERS - Classified	93,158	104,949	104,949	-
11000-421-3220-68900	PERS - Classified	934	1,141	1,141	-
11000-421-3220-69100	PERS - Classified	1,040	1,281	1,281	-
11000-421-3220-69400	PERS - Classified	501	625	625	-
11000-421-3220-69990	PERS - Classified	5,226	6,401	6,401	-
11000-421-3220-70999	PERS - Classified	871	1,067	1,067	-
11000-421-3220-71005	PERS - Classified	1,527	1,901	1,901	-
11000-421-3320-67200	OASDI Noninstructional	36,626	35,389	35,389	-
11000-421-3320-68900	OASDI Noninstructional	373	384	384	-
11000-421-3320-69100	OASDI Noninstructional	419	432	432	-
11000-421-3320-69400	OASDI Noninstructional	205	210	210	-
11000-421-3320-69990	OASDI Noninstructional	1,923	2,158	2,158	-
11000-421-3320-70999	OASDI Noninstructional	320	359	359	-
11000-421-3320-71005	OASDI Noninstructional	618	642	642	-
11000-421-3420-67200	H&W Noninstructional	120,699	113,854	113,854	-
11000-421-3420-68900	H&W Noninstructional	967	1,030	1,030	-
11000-421-3420-69100	H&W Noninstructional	966	1,030	1,030	-
11000-421-3420-69400	H&W Noninstructional	387	414	414	-
11000-421-3420-69990	H&W Noninstructional	5,799	6,204	6,204	-
11000-421-3420-70999	H&W Noninstructional	967	1,034	1,034	-
11000-421-3420-71005	H&W Noninstructional	1,547	1,651	1,651	-
11000-421-3520-67200	Unemployment Ins. - Classified	239	231	231	-
11000-421-3520-68900	Unemployment Ins. - Classified	2	3	3	-
11000-421-3520-69100	Unemployment Ins. - Classified	3	3	3	-
11000-421-3520-69400	Unemployment Ins. - Classified	1	1	1	-
11000-421-3520-69990	Unemployment Ins. - Classified	13	14	14	-
11000-421-3520-70999	Unemployment Ins. - Classified	2	2	2	-
11000-421-3520-71005	Unemployment Ins. - Classified	4	4	4	-
11000-421-3620-67200	Workers Comp - Classified	5,855	5,629	5,629	-
11000-421-3620-68900	Workers Comp - Classified	59	61	61	-
11000-421-3620-69100	Workers Comp - Classified	67	69	69	-
11000-421-3620-69400	Workers Comp - Classified	33	34	34	-
11000-421-3620-69990	Workers Comp - Classified	306	343	343	-
11000-421-3620-70999	Workers Comp - Classified	51	57	57	-
11000-421-3620-71005	Workers Comp - Classified	98	102	102	-
11000-421-3752-67200	OPEB Noninstructional	19,350	16,600	16,600	-
11000-421-3752-68900	OPEB Noninstructional	150	150	150	-
11000-421-3752-69100	OPEB Noninstructional	150	150	150	-
11000-421-3752-69400	OPEB Noninstructional	60	60	60	-
11000-421-3752-69990	OPEB Noninstructional	900	900	900	-
11000-421-3752-70999	OPEB Noninstructional	150	150	150	-
11000-421-3752-71005	OPEB Noninstructional	240	240	240	-

Account Number	Description	2019 / 2020	2020 / 2021	Unrestricted	Restricted
		Est. Actuals	Budget		
11000-421-4310-67200	Supplies, Noninstructional	1,251	2,000	2,000	-
11000-421-4312-67200	Supplies for Equip Repair	322	-	-	-
11000-421-4318-67200	Printing Supplies	277	275	275	-
11000-421-4318-67704	Printing Supplies	11,956	20,000	20,000	-
11000-421-5210-67200	Dues and Memberships	55	-	-	-
11000-421-5420-67200	Audit Expenses	61,722	62,690	62,690	-
11000-421-5425-67200	Tax Expenses	64	75	75	-
11000-421-5510-67200	Consultant	-	10,410	10,410	-
11000-421-5612-67200	Equipment (Rent/Lease)	4,299	4,750	4,750	-
11000-421-5641-67200	Contracts	42	200	200	-
11000-421-5641-71004	Contracts	33,529	35,205	35,205	-
11000-421-5642-67200	Computer License Fees	70,759	74,333	74,333	-
11000-421-5645-67200	On Line Access / Services	5,024	7,035	7,035	-
11000-421-5710-67200	Employee Travel	1,876	1,500	1,500	-
11000-421-5911-67200	County Processing Operating Service	8,699	9,000	9,000	-
11000-421-5912-67200	Bank Fees	38,483	39,574	39,574	-
11000-421-5971-67200	Printing Services	389	-	-	-
11000-421-5985-67200	Employee Recruitment	31	30	30	-
11000-421-6411-67200	Furniture-Under \$5000	724	-	-	-
11000-421-6412-67200	Equipment- Under \$5000	268	-	-	-
11000-421-6415-67200	Computer Equipment	1,615	2,604	2,604	-
11700-421-2185-67900	Overtime - Full Benefit Employees	-	7,500	7,500	-
11700-421-4310-67900	Supplies, Noninstructional	-	20,000	20,000	-
11700-421-5971-67900	Printing Services	-	5,000	5,000	-
12700-421-2185-67900	Overtime - Full Benefit Employees	-	22,500	-	22,500
12700-421-4310-67900	Supplies, Noninstructional	-	40,000	-	40,000
12700-421-5971-67900	Printing Services	-	15,000	-	15,000
12700-421-6412-67900	Equipment- Under \$5000	-	20,000	-	20,000
12725-421-2180-67900	Full Benefits Employees	171,370	-	-	-
12725-421-4310-67900	Supplies, Noninstructional	-	20,000	-	20,000
12725-421-4311-67900	Supplies, Instructional	-	10,000	-	10,000
12725-421-4313-67900	Supplies for Computers	-	1,000	-	1,000
12725-421-4315-67900	Computer Software	-	50,000	-	50,000
12725-421-5899-67900	Un-allocated Budget (Budget Only)	-	194,940	-	194,940
12725-421-5940-67705	Postage, Freight (Shipping in)	14,135	-	-	-
12725-421-6412-67900	Equipment- Under \$5000	-	100,000	-	100,000
12730-421-5899-67900	Un-allocated Budget (Budget Only)	-	32,150	-	32,150
12730-421-7210-73100	Intrafund Transfers-Out	43,733	-	-	-
12740-421-2185-67900	Overtime - Full Benefit Employees	20,282	-	-	-
12740-421-2195-67900	Limited Benefits Emp, Add'L Hours	8,936	-	-	-
12740-421-2370-67900	Short-Term Substitutes	1,463	25,000	-	25,000
12740-421-3320-67900	OASDI Noninstructional	112	1,925	-	1,925
12740-421-3520-67900	Unemployment Ins. - Classified	1	25	-	25

Account Number	Description	2019 / 2020	2020 / 2021	Unrestricted	Restricted
		Est. Actuals	Budget		
12740-421-3620-67900	Workers Comp - Classified	15	250	-	250
12740-421-4310-67900	Supplies, Noninstructional	15,445	-	-	-
12740-421-5645-67900	On Line Access / Services	420	1,000	-	1,000
12740-421-5899-67900	Un-allocated Budget (Budget Only)	-	44,810	-	44,810
12740-421-5980-67900	Physical Exams	-	2,500	-	2,500
12740-421-6415-67900	Computer Equipment	-	20,000	-	20,000
12745-421-5899-67900	Un-allocated Budget (Budget Only)	-	174,465	-	174,465
12745-421-5971-67900	Printing Services	66	-	-	-
Total for Business Services:		1,353,892	1,904,145	1,128,579	775,566

*** MAINTENANCE & OPERATIONS ***

Account Number	Description	2019 / 2020	2020 / 2021	Unrestricted	Restricted
		Est. Actuals	Budget		
11000-431-2110-65100	Admin & Supervisors - Classified	91,259	97,112	97,112	-
11000-431-2110-71005	Admin & Supervisors - Classified	16,105	17,137	17,137	-
11000-431-2180-65100	Full Benefits Employees	253,517	265,383	265,383	-
11000-431-2180-65300	Full Benefits Employees	129,461	132,947	132,947	-
11000-431-2180-65500	Full Benefits Employees	45,895	45,448	45,448	-
11000-431-2180-69100	Full Benefits Employees	3,931	4,110	4,110	-
11000-431-2180-69200	Full Benefits Employees	2,649	2,768	2,768	-
11000-431-2180-69400	Full Benefits Employees	14,793	15,341	15,341	-
11000-431-2180-69610	Full Benefits Employees	30,673	30,131	30,131	-
11000-431-2180-69700	Full Benefits Employees	14,349	14,913	14,913	-
11000-431-2185-65100	Overtime - Full Benefit Employees	592	800	800	-
11000-431-2185-65300	Overtime - Full Benefit Employees	-	-	-	-
11000-431-2185-69100	Overtime - Full Benefit Employees	35	40	40	-
11000-431-2185-69200	Overtime - Full Benefit Employees	65	35	35	-
11000-431-2185-69400	Overtime - Full Benefit Employees	51	25	25	-
11000-431-2185-69610	Overtime - Full Benefit Employees	470	-	-	-
11000-431-2185-69700	Overtime - Full Benefit Employees	323	100	100	-
11000-431-2190-65100	Limited Benefits Employees	19,807	51,975	51,975	-
11000-431-2190-65300	Limited Benefits Employees	26,968	28,581	28,581	-
11000-431-2190-69610	Limited Benefits Employees	8,489	14,334	14,334	-
11000-431-2195-65100	Limited Benefits Emp, Add'L Hours	1,003	2,000	2,000	-
11000-431-2195-65300	Limited Benefits Emp, Add'L Hours	2,354	2,700	2,700	-
11000-431-2195-69610	Limited Benefits Emp, Add'L Hours	1,103	1,000	1,000	-
11000-431-2361-65300	Students	84,334	88,000	88,000	-
11000-431-2365-65100	Students-Summer	-	500	500	-
11000-431-2365-65300	Students-Summer	-	9,000	9,000	-

Account Number	Description	2019 / 2020	2020 / 2021	Unrestricted	Restricted
		Est. Actuals	Budget		
11000-431-2370-65300	Short-Term Substitutes	-	60,000	60,000	-
11000-431-3220-65100	PERS - Classified	71,928	94,719	94,719	-
11000-431-3220-65300	PERS - Classified	28,880	39,549	39,549	-
11000-431-3220-65500	PERS - Classified	8,726	10,317	10,317	-
11000-431-3220-69100	PERS - Classified	764	942	942	-
11000-431-3220-69200	PERS - Classified	523	636	636	-
11000-431-3220-69400	PERS - Classified	2,865	3,488	3,488	-
11000-431-3220-69610	PERS - Classified	7,630	10,321	10,321	-
11000-431-3220-69700	PERS - Classified	2,819	3,408	3,408	-
11000-431-3220-71005	PERS - Classified	3,176	3,890	3,890	-
11000-431-3320-65100	OASDI Noninstructional	28,463	31,922	31,922	-
11000-431-3320-65300	OASDI Noninstructional	12,181	17,154	17,154	-
11000-431-3320-65500	OASDI Noninstructional	3,511	3,477	3,477	-
11000-431-3320-69100	OASDI Noninstructional	304	317	317	-
11000-431-3320-69200	OASDI Noninstructional	208	215	215	-
11000-431-3320-69400	OASDI Noninstructional	1,136	1,176	1,176	-
11000-431-3320-69610	OASDI Noninstructional	3,117	3,479	3,479	-
11000-431-3320-69700	OASDI Noninstructional	1,123	1,149	1,149	-
11000-431-3320-71005	OASDI Noninstructional	1,232	1,312	1,312	-
11000-431-3420-65100	H&W Noninstructional	98,118	107,419	107,419	-
11000-431-3420-65300	H&W Noninstructional	52,001	55,303	55,303	-
11000-431-3420-65500	H&W Noninstructional	11,507	15,419	15,419	-
11000-431-3420-69100	H&W Noninstructional	1,353	1,439	1,439	-
11000-431-3420-69200	H&W Noninstructional	773	822	822	-
11000-431-3420-69400	H&W Noninstructional	5,993	6,373	6,373	-
11000-431-3420-69610	H&W Noninstructional	8,439	11,307	11,307	-
11000-431-3420-69700	H&W Noninstructional	4,253	4,523	4,523	-
11000-431-3420-71005	H&W Noninstructional	2,900	3,102	3,102	-
11000-431-3520-65100	Unemployment Ins. - Classified	185	208	208	-
11000-431-3520-65300	Unemployment Ins. - Classified	79	112	112	-
11000-431-3520-65500	Unemployment Ins. - Classified	23	23	23	-
11000-431-3520-69100	Unemployment Ins. - Classified	2	2	2	-
11000-431-3520-69200	Unemployment Ins. - Classified	1	1	1	-
11000-431-3520-69400	Unemployment Ins. - Classified	7	8	8	-
11000-431-3520-69610	Unemployment Ins. - Classified	20	24	24	-
11000-431-3520-69700	Unemployment Ins. - Classified	7	7	7	-
11000-431-3520-71005	Unemployment Ins. - Classified	8	9	9	-
11000-431-3620-65100	Workers Comp - Classified	4,511	5,082	5,082	-
11000-431-3620-65300	Workers Comp - Classified	2,977	3,913	3,913	-
11000-431-3620-65500	Workers Comp - Classified	559	554	554	-
11000-431-3620-69100	Workers Comp - Classified	48	51	51	-
11000-431-3620-69200	Workers Comp - Classified	33	35	35	-
11000-431-3620-69400	Workers Comp - Classified	180	187	187	-

Account Number	Description	2019 / 2020	2020 / 2021	Unrestricted	Restricted
		Est. Actuals	Budget		
11000-431-3620-69610	Workers Comp - Classified	495	553	553	-
11000-431-3620-69700	Workers Comp - Classified	177	183	183	-
11000-431-3620-71005	Workers Comp - Classified	196	209	209	-
11000-431-3752-65100	OPEB Noninstructional	17,044	15,660	15,660	-
11000-431-3752-65300	OPEB Noninstructional	8,070	8,070	8,070	-
11000-431-3752-65500	OPEB Noninstructional	2,250	2,250	2,250	-
11000-431-3752-69100	OPEB Noninstructional	210	210	210	-
11000-431-3752-69200	OPEB Noninstructional	120	120	120	-
11000-431-3752-69400	OPEB Noninstructional	930	930	930	-
11000-431-3752-69610	OPEB Noninstructional	1,650	1,650	1,650	-
11000-431-3752-69700	OPEB Noninstructional	660	660	660	-
11000-431-3752-71005	OPEB Noninstructional	694	450	450	-
11000-431-4310-65100	Supplies, Noninstructional	21,631	13,500	13,500	-
11000-431-4310-65300	Supplies, Noninstructional	23,246	30,000	30,000	-
11000-431-4310-65500	Supplies, Noninstructional	2,908	2,500	2,500	-
11000-431-4310-69100	Supplies, Noninstructional	-	2,000	2,000	-
11000-431-4310-69200	Supplies, Noninstructional	-	2,000	2,000	-
11000-431-4310-69400	Supplies, Noninstructional	-	3,000	3,000	-
11000-431-4312-65100	Supplies for Equip Repair	14,840	6,500	6,500	-
11000-431-4312-65300	Supplies for Equip Repair	551	1,000	1,000	-
11000-431-4312-65500	Supplies for Equip Repair	2,243	3,000	3,000	-
11000-431-4312-69400	Supplies for Equip Repair	-	3,000	3,000	-
11000-431-4316-65100	Gas, Oil	-	500	500	-
11000-431-4316-65500	Gas, Oil	198	1,500	1,500	-
11000-431-4317-65100	Remodeling Supplies	1,414	1,500	1,500	-
11000-431-4317-65500	Remodeling Supplies	-	1,500	1,500	-
11000-431-4320-65100	Other Supplies	123	-	-	-
11000-431-5210-65100	Dues and Memberships	897	1,000	1,000	-
11000-431-5612-65100	Equipment (Rent/Lease)	2,962	4,000	4,000	-
11000-431-5631-65100	Outside Work for Buildings	31,667	25,000	25,000	-
11000-431-5631-65500	Outside Work for Buildings	-	4,000	4,000	-
11000-431-5632-65100	Outside Work for Equipment	4,967	5,000	5,000	-
11000-431-5632-65300	Outside Work for Equipment	110	250	250	-
11000-431-5632-65500	Outside Work for Equipment	207	250	250	-
11000-431-5633-65500	Outside Work for Grounds	14,241	10,000	10,000	-
11000-431-5633-69610	Outside Work for Grounds	-	20,000	20,000	-
11000-431-5641-65100	Contracts	28,884	40,000	40,000	-
11000-431-5710-65100	Employee Travel	-	500	500	-
11000-431-5710-67200	Employee Travel	1,117	-	-	-
11000-431-5810-65700	Water	15,545	23,700	23,700	-
11000-431-5820-65700	Gas	33,063	37,000	37,000	-
11000-431-5830-65700	Electricity	366,366	437,800	437,800	-
11000-431-5840-65100	Telephone	3,199	5,266	5,266	-

Account Number	Description	2019 / 2020	2020 / 2021	Unrestricted	Restricted
		Est. Actuals	Budget		
11000-431-5840-65700	Telephone	42,630	42,000	42,000	-
11000-431-5850-65100	Waste Disposal	2,045	-	-	-
11000-431-5850-65500	Waste Disposal	801	2,050	2,050	-
11000-431-5850-65700	Waste Disposal	38,373	39,800	39,800	-
11000-431-5850-69200	Waste Disposal	-	550	550	-
11000-431-5850-69400	Waste Disposal	-	1,650	1,650	-
11000-431-5860-65100	Pest Control	7,090	8,000	8,000	-
11000-431-5870-65100	Laundry	4,716	6,000	6,000	-
11000-431-5940-65100	Postage, Freight (Shipping in)	150	500	500	-
11000-431-5940-65300	Postage, Freight (Shipping in)	-	75	75	-
11000-431-5950-65100	Shipping Out	210	500	500	-
11000-431-5970-65100	Advertising	561	2,500	2,500	-
11000-431-5971-65100	Printing Services	85	-	-	-
11000-431-5985-65100	Employee Recruitment	146	-	-	-
11000-431-5985-65300	Employee Recruitment	1,085	2,000	2,000	-
11000-431-5985-69600	Employee Recruitment	37	-	-	-
11000-431-5990-65100	Other Services	55	-	-	-
11000-431-5990-65300	Other Services	29	-	-	-
11000-431-6120-65500	Site Improvements(landscaping, side	510	3,000	3,000	-
11000-431-6120-69614	Site Improvements(landscaping, side	3,490	-	-	-
11000-431-6121-69610	Site Improvements(landscaping, side	-	5,000	5,000	-
11000-431-6210-65100	Buildings Under \$5000	4,225	3,000	3,000	-
11000-431-6211-65100	Buildings Over \$5000	4,347	6,000	6,000	-
11000-431-6412-65100	Equipment- Under \$5000	2,849	5,000	5,000	-
11000-431-6412-65300	Equipment- Under \$5000	1,203	2,000	2,000	-
11000-431-6412-69990	Equipment- Under \$5000	1,288	-	-	-
11000-431-6414-65500	Equipment- over \$5000	5,000	5,000	5,000	-
11000-431-6415-65100	Computer Equipment	4,618	3,000	3,000	-
11007-431-5632-65100	Outside Work for Equipment	37,055	50,000	50,000	-
11007-431-6120-69200	Site Improvements(landscaping, side	36,350	-	-	-
11007-431-6120-69609	Site Improvements(landscaping, side	6,500	-	-	-
11007-431-6211-70990	Buildings Over \$5000	10,890	-	-	-
12050-431-4312-65100	Supplies for Equip Repair	11,117	-	-	-
12050-431-5631-65100	Outside Work for Buildings	4,685	-	-	-
12050-431-5899-65100	Un-allocated Budget (Budget Only)	-	1,896	-	1,896
12419-431-4310-65100	Supplies, Noninstructional	-	2,000	-	2,000
Total for Maintenance & Operations:		1,955,803	2,235,506	2,231,610	3,896

*** TRANSPORTATION ***

Account Number	Description	2019 / 2020	2020 / 2021	Unrestricted	Restricted
		Est. Actuals	Budget		
Account Number	Description	2019 / 2020	2020 / 2021	Unrestricted	Restricted
		Est. Actuals	Budget		
11000-432-4310-67703	Supplies, Noninstructional	4,092	3,128	3,128	-
11000-432-4312-65100	Supplies for Equip Repair	-	2,500	2,500	-
11000-432-4312-65300	Supplies for Equip Repair	-	1,000	1,000	-
11000-432-4312-65500	Supplies for Equip Repair	1,216	1,500	1,500	-
11000-432-4312-67703	Supplies for Equip Repair	7,266	8,428	8,428	-
11000-432-4316-65100	Gas, Oil	1,261	2,000	2,000	-
11000-432-4316-65300	Gas, Oil	513	1,000	1,000	-
11000-432-4316-65500	Gas, Oil	680	1,000	1,000	-
11000-432-4316-67703	Gas, Oil	6,520	10,000	10,000	-
11000-432-5632-65100	Outside Work for Equipment	-	2,000	2,000	-
11000-432-5632-65300	Outside Work for Equipment	-	1,000	1,000	-
11000-432-5632-65500	Outside Work for Equipment	1,986	5,250	5,250	-
11000-432-5632-67703	Outside Work for Equipment	10,209	12,572	12,572	-
11000-432-5850-67703	Waste Disposal	100	1,000	1,000	-
11000-432-5990-67703	Other Services	447	-	-	-
11000-432-6414-64993	Equipment- over \$5000	-	26,000	26,000	-
11000-432-6414-65500	Equipment- over \$5000	3,572	6,750	6,750	-
Total for Transportation:		<u>37,862</u>	<u>85,128</u>	<u>85,128</u>	<u>-</u>

*** SHAFTER FACILITY ***

Account Number	Description	2019 / 2020	2020 / 2021	Unrestricted	Restricted
		Est. Actuals	Budget		
11000-434-6121-65100	Site Improvements(landscaping, side	31,012	40,142	40,142	-
Total for Shafter Facility:		<u>31,012</u>	<u>40,142</u>	<u>40,142</u>	<u>-</u>

*** TRANSFERS & RESERVES ***

Account Number	Description	2019 / 2020	2020 / 2021	Unrestricted	Restricted
		Est. Actuals	Budget		
11000-599-5899-00000	Un-allocated Budget (Budget Only)	-	307,451	307,451	-
11000-599-7360-73100	Discretionary Transfers	242,332	242,332	242,332	-
12000-599-7910-79002	Contingency Reserve	-	17,600	-	17,600

Account Number	Description	2019 / 2020	2020 / 2021	Unrestricted	Restricted
		Est. Actuals	Budget		
Total for Transfers & Reserves:		242,332	567,383	549,783	17,600

*** ASSOCIATED STUDENT ORGANIZATION ***

Account Number	Description	2019 / 2020	2020 / 2021	Unrestricted	Restricted
		Est. Actuals	Budget		
11000-601-4310-69600	Supplies, Noninstructional	133	-	-	-
11000-601-4316-69600	Gas, Oil	141	-	-	-
11000-601-5710-69600	Employee Travel	95	-	-	-
11000-601-7130-70990	Other Payments	63,255	75,000	75,000	-
Total for Associated Student Organization:		63,624	75,000	75,000	-

*** BOOKSTORE ***

Account Number	Description	2019 / 2020	2020 / 2021	Unrestricted	Restricted
		Est. Actuals	Budget		
31000-423-1210-69100	Admin & Supervisors - Certificated	10,034	10,369	-	10,369
31000-423-2110-69100	Admin & Supervisors - Classified	78,662	80,641	-	80,641
31000-423-2180-69100	Full Benefits Employees	56,930	56,018	-	56,018
31000-423-2185-69100	Overtime - Full Benefit Employees	234	500	-	500
31000-423-2190-69100	Limited Benefits Employees	24,854	36,183	-	36,183
31000-423-2195-69100	Limited Benefits Emp, Add'L Hours	6,054	10,500	-	10,500
31000-423-2361-69100	Students	-	1,000	-	1,000
31000-423-2363-69100	Student Worker Sick Leave	424	500	-	500
31000-423-2365-69100	Students-Summer	-	250	-	250
31000-423-2370-69100	Short-Term Substitutes	23,182	20,030	-	20,030
31000-423-3110-69100	STRS - Certificated	1,716	1,907	-	1,907
31000-423-3220-69100	PERS - Classified	33,471	46,280	-	46,280
31000-423-3310-69100	OASDI Instructional	145	147	-	147
31000-423-3320-69100	OASDI Noninstructional	14,731	15,600	-	15,600
31000-423-3410-69100	H&W Certificated	967	1,034	-	1,034
31000-423-3420-69100	H&W Noninstructional	25,792	42,272	-	42,272
31000-423-3510-69100	Unemployment Ins - Certificated	5	5	-	5
31000-423-3520-69100	Unemployment Ins. - Classified	13,933	101	-	101
31000-423-3610-69100	Workers Comp - Certificated	122	124	-	124
31000-423-3620-69100	Workers Comp - Classified	2,336	2,509	-	2,509
31000-423-3751-69100	OPEB Instructional & Certificated	150	150	-	150

Account Number	Description	2019 / 2020	2020 / 2021	Unrestricted	Restricted
		Est. Actuals	Budget		
31000-423-3752-69100	OPEB Noninstructional	6,150	6,150	-	6,150
31000-423-4110-69100	Textbooks	266,426	317,115	-	317,115
31000-423-4112-69100	Textbooks-Buyback	3,839	12,125	-	12,125
31000-423-4115-69100	Rental Textbooks	162,119	200,000	-	200,000
31000-423-4310-68100	Supplies, Noninstructional	3,986	-	-	-
31000-423-4310-69100	Supplies, Noninstructional	72,045	76,500	-	76,500
31000-423-4311-69100	Supplies, Instructional	64	200	-	200
31000-423-4312-69100	Supplies for Equip Repair	-	400	-	400
31000-423-4313-69100	Supplies for Computers	-	300	-	300
31000-423-4315-69100	Computer Software	3,325	3,325	-	3,325
31000-423-4317-69100	Remodeling Supplies	-	200	-	200
31000-423-4318-69100	Printing Supplies	1,217	2,000	-	2,000
31000-423-4319-69100	Shipping Supplies	-	300	-	300
31000-423-4321-69100	Supplies, Store Use	5,524	6,279	-	6,279
31000-423-4410-69100	Food Supplies	150	150	-	150
31000-423-5210-69100	Dues and Memberships	771	1,106	-	1,106
31000-423-5611-69100	Lands & Buildings (Rent/Lease)	22,884	22,884	-	22,884
31000-423-5612-69100	Equipment (Rent/Lease)	4,835	5,750	-	5,750
31000-423-5631-69100	Outside Work for Buildings	-	400	-	400
31000-423-5632-69100	Outside Work for Equipment	-	500	-	500
31000-423-5641-69100	Contracts	23,335	24,000	-	24,000
31000-423-5643-69100	Computer Software	-	500	-	500
31000-423-5820-69100	Gas	9,675	11,000	-	11,000
31000-423-5830-69100	Electricity	108	8,000	-	8,000
31000-423-5840-69100	Telephone	2,295	2,100	-	2,100
31000-423-5850-69100	Waste Disposal	581	1,000	-	1,000
31000-423-5880-69100	Security Services	858	1,100	-	1,100
31000-423-5910-69100	Other Operating Expenses	64	500	-	500
31000-423-5912-69100	Bank Fees	14,881	55	-	55
31000-423-5915-69100	Sales & Use Tax	49,807	60,000	-	60,000
31000-423-5940-67705	Postage, Freight (Shipping in)	13,289	15,000	-	15,000
31000-423-5940-69100	Postage, Freight (Shipping in)	17,095	22,000	-	22,000
31000-423-5945-69100	Rental Shipping In	-	500	-	500
31000-423-5950-69100	Shipping Out	-	750	-	750
31000-423-5955-69100	Rental Shipping Out	-	500	-	500
31000-423-5970-69100	Advertising	165	500	-	500
31000-423-5971-69100	Printing Services	3,395	3,000	-	3,000
31000-423-5980-69100	Physical Exams	-	200	-	200
31000-423-5985-69100	Employee Recruitment	-	461	-	461
31000-423-6211-69100	Buildings Over \$5000	-	1,000,000	-	1,000,000
31000-423-6412-69100	Equipment- Under \$5000	9,928	3,479	-	3,479
31000-423-6414-69100	Equipment- over \$5000	-	5,000	-	5,000
31000-423-6415-69100	Computer Equipment	1,496	2,000	-	2,000

Account Number	Description	2019 / 2020	2020 / 2021	Unrestricted	Restricted
		Est. Actuals	Budget		
31000-423-7130-69100	Other Payments	56,550	60,000	-	60,000
31000-423-7310-69100	Mandatory Transfers	-	-	-	-
31000-423-7310-73100	Mandatory Transfers	155	-	-	-
Total for Bookstore:		1,050,752	2,203,449	-	2,203,449

*** CAFETERIA ***

Account Number	Description	2019 / 2020	2020 / 2021	Unrestricted	Restricted
		Est. Actuals	Budget		
32000-422-1210-69400	Admin & Supervisors - Certificated	10,034	10,369	-	10,369
32000-422-2110-69400	Admin & Supervisors - Classified	76,269	81,111	-	81,111
32000-422-2180-69400	Full Benefits Employees	55,175	187,508	-	187,508
32000-422-2185-69400	Overtime - Full Benefit Employees	3	-	-	-
32000-422-2190-69400	Limited Benefits Employees	18,692	26,475	-	26,475
32000-422-2195-69400	Limited Benefits Emp, Add'L Hours	2,028	1,500	-	1,500
32000-422-2361-69400	Students	42,762	31,397	-	31,397
32000-422-2370-69400	Short-Term Substitutes	22,745	12,712	-	12,712
32000-422-3110-69400	STRS - Certificated	1,716	1,907	-	1,907
32000-422-3220-69400	PERS - Classified	56,602	77,597	-	77,597
32000-422-3310-69400	OASDI Instructional	145	147	-	147
32000-422-3320-69400	OASDI Noninstructional	23,205	26,304	-	26,304
32000-422-3410-69400	H&W Certificated	967	1,034	-	1,034
32000-422-3420-69400	H&W Noninstructional	96,084	103,948	-	103,948
32000-422-3510-69400	Unemployment Ins - Certificated	5	5	-	5
32000-422-3520-69400	Unemployment Ins. - Classified	150	173	-	173
32000-422-3610-69400	Workers Comp - Certificated	122	123	-	123
32000-422-3620-69400	Workers Comp - Classified	4,197	5,109	-	5,109
32000-422-3751-69400	OPEB Instructional & Certificated	150	150	-	150
32000-422-3752-69400	OPEB Noninstructional	14,900	15,150	-	15,150
32000-422-4310-69400	Supplies, Noninstructional	-	4,400	-	4,400
32000-422-4312-69400	Supplies for Equip Repair	-	2,000	-	2,000
32000-422-4318-69400	Printing Supplies	-	300	-	300
32000-422-4410-69400	Food Supplies	278,237	212,212	-	212,212
32000-422-4411-69400	Non-Food	53,461	60,219	-	60,219
32000-422-5210-69400	Dues and Memberships	60	325	-	325
32000-422-5632-69400	Outside Work for Equipment	1,655	3,251	-	3,251
32000-422-5642-69400	Computer License Fees	-	1,000	-	1,000
32000-422-5850-69400	Waste Disposal	250	1,000	-	1,000
32000-422-5910-69400	Other Operating Expenses	392	576	-	576
32000-422-5912-69400	Bank Fees	-	600	-	600

Account Number	Description	2019 / 2020	2020 / 2021	Unrestricted	Restricted
		Est. Actuals	Budget		
32000-422-5915-69400	Sales & Use Tax	2,760	5,000	-	5,000
32000-422-5940-69400	Postage, Freight (Shipping in)	302	1,139	-	1,139
32000-422-5980-69400	Physical Exams	-	350	-	350
32000-422-5985-69400	Employee Recruitment	675	476	-	476
32000-422-6412-69400	Equipment- Under \$5000	406	1,406	-	1,406
32000-422-6414-69400	Equipment- over \$5000	4,875	4,250	-	4,250
Total for Cafeteria:		769,022	881,223	-	881,223

*** CHILD CARE CENTER ***

Account Number	Description	2019 / 2020	2020 / 2021	Unrestricted	Restricted
		Est. Actuals	Budget		
12375-310-4310-69200	Supplies, Noninstructional	1,261	-	-	-
12375-310-5990-69200	Other Services	-	38,886	-	38,886
33428-310-2110-69200	Admin & Supervisors - Classified	38,783	32,321	-	32,321
33428-310-2180-69200	Full Benefits Employees	235,396	88,731	-	88,731
33428-310-2185-69200	Overtime - Full Benefit Employees	-	-	-	-
33428-310-2190-69200	Limited Benefits Employees	127,750	162,213	-	162,213
33428-310-3220-69200	PERS - Classified	78,341	78,201	-	78,201
33428-310-3320-69200	OASDI Noninstructional	30,843	26,354	-	26,354
33428-310-3420-69200	H&W Noninstructional	109,532	102,838	-	102,838
33428-310-3520-69200	Unemployment Ins. - Classified	200	172	-	172
33428-310-3620-69200	Workers Comp - Classified	4,865	4,196	-	4,196
33428-310-3752-69200	OPEB Noninstructional	19,678	15,001	-	15,001
33428-310-4310-69200	Supplies, Noninstructional	2,137	1,800	-	1,800
33428-310-4410-69250	Food Supplies	21,972	-	-	-
33428-310-5612-69200	Equipment (Rent/Lease)	444	765	-	765
33428-310-5632-69200	Outside Work for Equipment	440	290	-	290
33428-310-5710-69200	Employee Travel	141	100	-	100
33428-310-5810-69200	Water	404	547	-	547
33428-310-5820-69200	Gas	887	910	-	910
33428-310-5830-69200	Electricity	23,660	23,500	-	23,500
33428-310-5860-69200	Pest Control	1,366	1,800	-	1,800
33428-310-5880-69200	Security Services	307	310	-	310
33428-310-5885-69200	Maintenance Services	24,508	25,121	-	25,121
33428-310-5950-69200	Shipping Out	288	185	-	185
33428-310-5971-69200	Printing Services	15	-	-	-
33428-310-5980-69200	Physical Exams	32	360	-	360
33428-310-5985-69200	Employee Recruitment	840	400	-	400
33428-310-5990-69200	Other Services	494	600	-	600

Account Number	Description	2019 / 2020	2020 / 2021	Unrestricted	Restricted
		Est. Actuals	Budget		
33428-310-7130-69200	Other Payments	4,700	-	-	-
33429-310-4310-69250	Supplies, Noninstructional	860	3,600	-	3,600
33429-310-4410-69250	Food Supplies	16,562	95,426	-	95,426
33429-310-5632-69250	Outside Work for Equipment	-	1,500	-	1,500
33429-310-6412-69250	Equipment- Under \$5000	22,759	-	-	-
33528-310-1360-69200	CCC Master Teachers (Reg Pay)	37,343	38,025	-	38,025
33528-310-2110-69200	Admin & Supervisors - Classified	30,220	32,311	-	32,311
33528-310-2180-69200	Full Benefits Employees	178,019	129,269	-	129,269
33528-310-2185-69200	Overtime - Full Benefit Employees	839	-	-	-
33528-310-2190-69200	Limited Benefits Employees	93,409	144,098	-	144,098
33528-310-2195-69200	Limited Benefits Emp, Add'L Hours	47,895	-	-	-
33528-310-2370-69200	Short-Term Substitutes	28,477	-	-	-
33528-310-2380-69200	Overtime - Temp / Sub	21	-	-	-
33528-310-3110-69200	STRS - Certificated	6,386	6,997	-	6,997
33528-310-3220-69200	PERS - Classified	71,804	103,350	-	103,350
33528-310-3310-69200	OASDI Instructional	541	539	-	539
33528-310-3320-69200	OASDI Noninstructional	28,876	34,841	-	34,841
33528-310-3410-69200	H&W Certificated	19,016	20,559	-	20,559
33528-310-3420-69200	H&W Noninstructional	80,894	89,880	-	89,880
33528-310-3510-69200	Unemployment Ins - Certificated	19	20	-	20
33528-310-3520-69200	Unemployment Ins. - Classified	188	227	-	227
33528-310-3610-69200	Workers Comp - Certificated	456	465	-	465
33528-310-3620-69200	Workers Comp - Classified	4,570	5,544	-	5,544
33528-310-3751-69200	OPEB Instructional & Certificated	3,000	3,000	-	3,000
33528-310-3752-69200	OPEB Noninstructional	13,108	13,110	-	13,110
33528-310-4310-69200	Supplies, Noninstructional	2,252	1,800	-	1,800
33528-310-4410-69250	Food Supplies	35,746	-	-	-
33528-310-5612-69200	Equipment (Rent/Lease)	444	765	-	765
33528-310-5632-69200	Outside Work for Equipment	440	290	-	290
33528-310-5710-69200	Employee Travel	141	100	-	100
33528-310-5810-69200	Water	404	547	-	547
33528-310-5820-69200	Gas	887	910	-	910
33528-310-5830-69200	Electricity	23,560	23,500	-	23,500
33528-310-5860-69200	Pest Control	1,366	1,800	-	1,800
33528-310-5880-69200	Security Services	307	310	-	310
33528-310-5885-69200	Maintenance Services	24,508	25,121	-	25,121
33528-310-5910-69200	Other Operating Expenses	22	-	-	-
33528-310-5950-69200	Shipping Out	242	185	-	185
33528-310-5971-69200	Printing Services	15	-	-	-
33528-310-5980-69200	Physical Exams	32	360	-	360
33528-310-5985-69200	Employee Recruitment	840	400	-	400
33528-310-5990-69200	Other Services	1,220	600	-	600
33588-310-2110-69200	Admin & Supervisors - Classified	30,390	32,311	-	32,311

Account Number	Description	2019 / 2020	2020 / 2021	Unrestricted	Restricted
		Est. Actuals	Budget		
33588-310-2180-69200	Full Benefits Employees	513	9,167	-	9,167
33588-310-2190-69200	Limited Benefits Employees	26,278	58,953	-	58,953
33588-310-3220-69200	PERS - Classified	11,125	36,698	-	36,698
33588-310-3320-69200	OASDI Noninstructional	4,386	12,367	-	12,367
33588-310-3420-69200	H&W Noninstructional	6,443	36,222	-	36,222
33588-310-3520-69200	Unemployment Ins. - Classified	29	81	-	81
33588-310-3620-69200	Workers Comp - Classified	695	1,970	-	1,970
33588-310-3752-69200	OPEB Noninstructional	1,000	5,280	-	5,280
33588-310-4310-69200	Supplies, Noninstructional	1,993	1,800	-	1,800
33588-310-4410-69250	Food Supplies	5,467	-	-	-
33588-310-5612-69200	Equipment (Rent/Lease)	2,073	765	-	765
33588-310-5632-69200	Outside Work for Equipment	440	290	-	290
33588-310-5710-69200	Employee Travel	141	100	-	100
33588-310-5810-69200	Water	404	547	-	547
33588-310-5820-69200	Gas	887	910	-	910
33588-310-5830-69200	Electricity	23,660	23,500	-	23,500
33588-310-5860-69200	Pest Control	1,366	1,800	-	1,800
33588-310-5880-69200	Security Services	307	310	-	310
33588-310-5885-69200	Maintenance Services	24,508	25,121	-	25,121
33588-310-5950-69200	Shipping Out	242	185	-	185
33588-310-5971-69200	Printing Services	69	-	-	-
33588-310-5980-69200	Physical Exams	32	360	-	360
33588-310-5985-69200	Employee Recruitment	257	400	-	400
33588-310-5990-69200	Other Services	10	600	-	600
33591-310-2180-69200	Full Benefits Employees	48,766	50,757	-	50,757
33591-310-2370-69200	Short-Term Substitutes	52	-	-	-
33591-310-3220-69200	PERS - Classified	9,449	11,521	-	11,521
33591-310-3320-69200	OASDI Noninstructional	3,736	3,883	-	3,883
33591-310-3420-69200	H&W Noninstructional	16,396	17,886	-	17,886
33591-310-3520-69200	Unemployment Ins. - Classified	24	25	-	25
33591-310-3620-69200	Workers Comp - Classified	592	618	-	618
33591-310-3752-69200	OPEB Noninstructional	2,545	2,610	-	2,610
33591-310-4310-69200	Supplies, Noninstructional	-	5,000	-	5,000
33591-310-5612-69200	Equipment (Rent/Lease)	-	500	-	500
33591-310-5710-69200	Employee Travel	-	500	-	500
33591-310-5950-69200	Shipping Out	-	3,000	-	3,000
33591-310-5971-69200	Printing Services	-	500	-	500
33591-310-5985-69200	Employee Recruitment	-	98,083	-	98,083
33900-310-7130-69200	Other Payments	-	120,442	-	120,442
Total for Child Care Center:		1,731,238	1,950,112	-	1,950,112

Account Number	Description	2019 / 2020	2020 / 2021	Unrestricted	Restricted
		Est. Actuals	Budget		
*** DORMS ***					
Account Number	Description	2019 / 2020 Est. Actuals	2020 / 2021 Budget	Unrestricted	Restricted
35000-357-4410-69700	Food Supplies	411	-	-	-
35000-357-5632-69700	Outside Work for Equipment	-	3,000	-	3,000
35000-357-5880-69700	Security Services	-	5,000	-	5,000
35000-357-6121-69700	Site Improvements(landscaping, side	-	130,000	-	130,000
35000-357-6211-69700	Buildings Over \$5000	-	725,000	-	725,000
35814-357-5890-69700	Other Utilities & Housekeeping Serv	10,720	10,791	-	10,791
35815-357-5940-69700	Postage, Freight (Shipping in)	16	-	-	-
35815-357-6412-69700	Equipment- Under \$5000	1,521	-	-	-
35815-357-7360-73100	Discretionary Transfers	-	29,122	-	29,122
35819-357-4310-69700	Supplies, Noninstructional	1,543	846	-	846
35819-357-4312-69700	Supplies for Equip Repair	-	155	-	155
35819-357-4317-69700	Remodeling Supplies	-	12,773	-	12,773
35819-357-5632-69700	Outside Work for Equipment	67	140	-	140
35819-357-5820-69700	Gas	-	950	-	950
35819-357-5890-69700	Other Utilities & Housekeeping Serv	11,010	12,200	-	12,200
35819-357-5940-69700	Postage, Freight (Shipping in)	-	15	-	15
35827-357-4310-69700	Supplies, Noninstructional	3,632	3,048	-	3,048
35827-357-4312-69700	Supplies for Equip Repair	697	1,952	-	1,952
35827-357-5631-69700	Outside Work for Buildings	19,671	42,999	-	42,999
35827-357-5632-69700	Outside Work for Equipment	659	487	-	487
35827-357-5820-69700	Gas	4,973	5,802	-	5,802
35827-357-5850-69700	Waste Disposal	-	150	-	150
35827-357-5880-69700	Security Services	-	3,840	-	3,840
35827-357-5890-69700	Other Utilities & Housekeeping Serv	12,540	15,000	-	15,000
35827-357-5940-69700	Postage, Freight (Shipping in)	-	250	-	250
35827-357-6414-69700	Equipment- over \$5000	-	10,000	-	10,000
35828-357-4410-69700	Food Supplies	2,625	-	-	-
35828-357-5710-69700	Employee Travel	1,907	4,250	-	4,250
Total for Dorms:		71,992	1,017,770	-	1,017,770

*** PARKING ***

Account Number	Description	2019 / 2020 Est. Actuals	2020 / 2021 Budget	Unrestricted	Restricted
36000-433-4310-69500	Supplies, Noninstructional	1,246	1,250	-	1,250

Account Number	Description	2019 / 2020	2020 / 2021	Unrestricted	Restricted
		Est. Actuals	Budget		
36000-433-6121-69500	Site Improvements(landscaping, side	-	46,288	-	46,288
Total for Parking:		1,246	47,538	-	47,538

*** TRANSITION TO INDEPENDENT LIVING - TIL ***

Account Number	Description	2019 / 2020	2020 / 2021	Unrestricted	Restricted
		Est. Actuals	Budget		
39000-308-2185-69990	Overtime - Full Benefit Employees	-	-	-	-
39000-308-2362-64991	Contracted Student Interns	85,525	-	-	-
39000-308-3620-64991	Workers Comp - Classified	1,042	-	-	-
39000-308-5514-64991	Administrative Fees & Services	4,050	-	-	-
39000-308-5985-64991	Employee Recruitment	1,881	-	-	-
39000-312-2110-64991	Admin & Supervisors - Classified	73,831	76,507	-	76,507
39000-312-2180-64991	Full Benefits Employees	55,862	55,844	-	55,844
39000-312-2190-64991	Limited Benefits Employees	68,093	63,942	-	63,942
39000-312-2195-64991	Limited Benefits Emp, Add'L Hours	63	-	-	-
39000-312-3220-64991	PERS - Classified	38,772	45,618	-	45,618
39000-312-3320-64991	OASDI Noninstructional	15,138	15,371	-	15,371
39000-312-3420-64991	H&W Noninstructional	38,347	41,238	-	41,238
39000-312-3520-64991	Unemployment Ins. - Classified	98	100	-	100
39000-312-3620-64991	Workers Comp - Classified	2,398	2,447	-	2,447
39000-312-3752-64991	OPEB Noninstructional	6,000	6,000	-	6,000
39000-312-4310-64991	Supplies, Noninstructional	1,741	2,055	-	2,055
39000-312-4311-64991	Supplies, Instructional	-	500	-	500
39000-312-4410-64991	Food Supplies	23	600	-	600
39000-312-5516-64991	Catering/Food Services	800	2,400	-	2,400
39000-312-5611-64991	Lands & Buildings (Rent/Lease)	45	250	-	250
39000-312-5710-64991	Employee Travel	4,085	8,100	-	8,100
39000-312-5980-64991	Physical Exams	-	300	-	300
39000-312-5985-64991	Employee Recruitment	-	195	-	195
12375-314-5990-64991	Other Services	-	39,807	-	39,807
39000-314-2110-64991	Admin & Supervisors - Classified	178,318	182,289	-	182,289
39000-314-2180-64991	Full Benefits Employees	220,163	96,725	-	96,725
39000-314-2185-64991	Overtime - Full Benefit Employees	4,331	100	-	100
39000-314-2190-64991	Limited Benefits Employees	287,056	134,021	-	134,021
39000-314-2195-64991	Limited Benefits Emp, Add'L Hours	53,676	-	-	-
39000-314-2210-64991	Direct Instruct-Full Benefits Empl	112,562	11,353	-	11,353
39000-314-2361-64991	Students	91,551	-	-	-
39000-314-2370-64991	Short-Term Substitutes	15,850	-	-	-
39000-314-2380-64991	Overtime - Temp / Sub	40	-	-	-

Account Number	Description	2019 / 2020	2020 / 2021	Unrestricted	Restricted
		Est. Actuals	Budget		
39000-314-3220-64991	PERS - Classified	170,754	128,725	-	128,725
39000-314-3320-64991	OASDI Noninstructional	68,454	36,587	-	36,587
39000-314-3420-64991	H&W Noninstructional	169,298	149,711	-	149,711
39000-314-3520-64991	Unemployment Ins. - Classified	446	403	-	403
39000-314-3620-64991	Workers Comp - Classified	11,995	5,627	-	5,627
39000-314-3752-64991	OPEB Noninstructional	28,537	19,000	-	19,000
39000-314-4310-64991	Supplies, Noninstructional	14,429	9,500	-	9,500
39000-314-4311-64991	Supplies, Instructional	6,141	5,500	-	5,500
39000-314-4316-64991	Gas, Oil	4,202	1,500	-	1,500
39000-314-4318-64991	Printing Supplies	1,076	1,500	-	1,500
39000-314-4410-64991	Food Supplies	660	250	-	250
39000-314-5210-64991	Dues and Memberships	110	110	-	110
39000-314-5505-64991	In House Training / Conference	57	500	-	500
39000-314-5510-64991	Consultant	1,987	-	-	-
39000-314-5610-64991	Rents & Leases	122,309	22,355	-	22,355
39000-314-5612-64991	Equipment (Rent/Lease)	2,962	6,000	-	6,000
39000-314-5631-64991	Outside Work for Buildings	4,066	5,400	-	5,400
39000-314-5632-64991	Outside Work for Equipment	1,884	1,500	-	1,500
39000-314-5633-64991	Outside Work for Grounds	923	250	-	250
39000-314-5641-64991	Contracts	640	244	-	244
39000-314-5710-64991	Employee Travel	3,405	2,000	-	2,000
39000-314-5740-64991	Field Trips	85	-	-	-
39000-314-5810-64991	Water	3,617	4,072	-	4,072
39000-314-5820-64991	Gas	2,380	3,300	-	3,300
39000-314-5830-64991	Electricity	53,315	54,346	-	54,346
39000-314-5840-64991	Telephone	4,871	3,200	-	3,200
39000-314-5850-64991	Waste Disposal	3,316	3,500	-	3,500
39000-314-5860-64991	Pest Control	1,250	1,300	-	1,300
39000-314-5870-64991	Laundry	413	250	-	250
39000-314-5880-64991	Security Services	-	22,504	-	22,504
39000-314-5885-64991	Maintenance Services	25,998	26,648	-	26,648
39000-314-5890-64991	Other Utilities & Housekeeping Serv	250	500	-	500
39000-314-5940-64991	Postage, Freight (Shipping in)	117	200	-	200
39000-314-5971-64991	Printing Services	2,183	-	-	-
39000-314-5980-64991	Physical Exams	931	500	-	500
39000-314-5985-64991	Employee Recruitment	816	850	-	850
39000-314-5990-64991	Other Services	-	100	-	100
39000-314-6412-64991	Equipment- Under \$5000	3,026	-	-	-
Total for Transition to Independent Living - TIL:		2,078,242	1,303,694	-	1,303,694

Account Number	Description	2019 / 2020 Est. Actuals	2020 / 2021 Budget	Unrestricted	Restricted
*** RESERVE PROJECTS ***					
Account Number	Description	2019 / 2020 Est. Actuals	2020 / 2021 Budget	Unrestricted	Restricted
43000-000-7120-72100	Debt Interest & Other Svc Charges	1,885,646	1,885,900	-	1,885,900
	Total for Reserve Projects:	<u>1,885,646</u>	<u>1,885,900</u>	<u>-</u>	<u>1,885,900</u>
	Budget Totals:	<u>40,681,309</u>	<u>48,288,907</u>	<u>29,333,459</u>	<u>18,955,448</u>